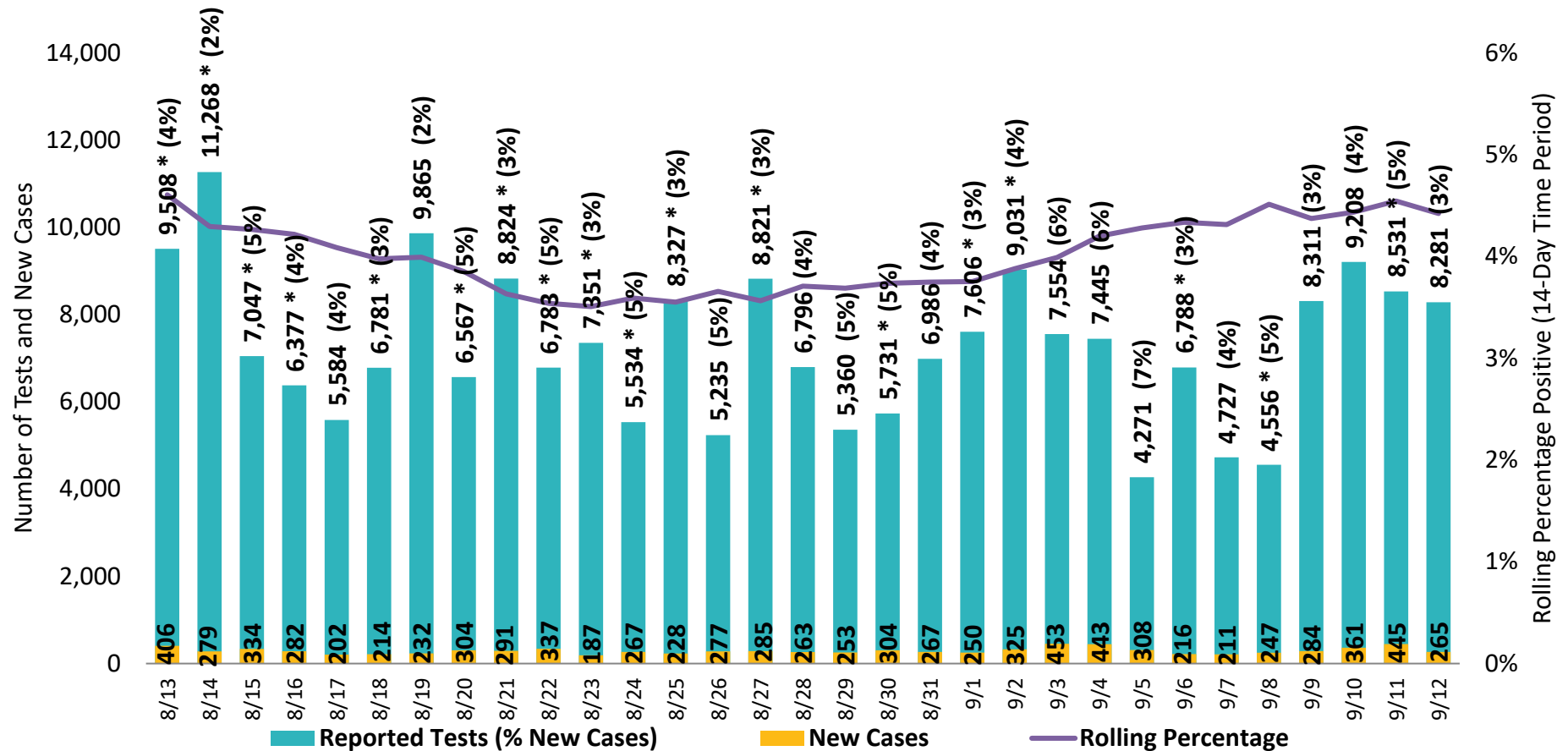


COVID-19 Percentage Positive



Percentage of Positive COVID-19 Cases Among Tests by Date Reported
Total Number of Cases = 42,679



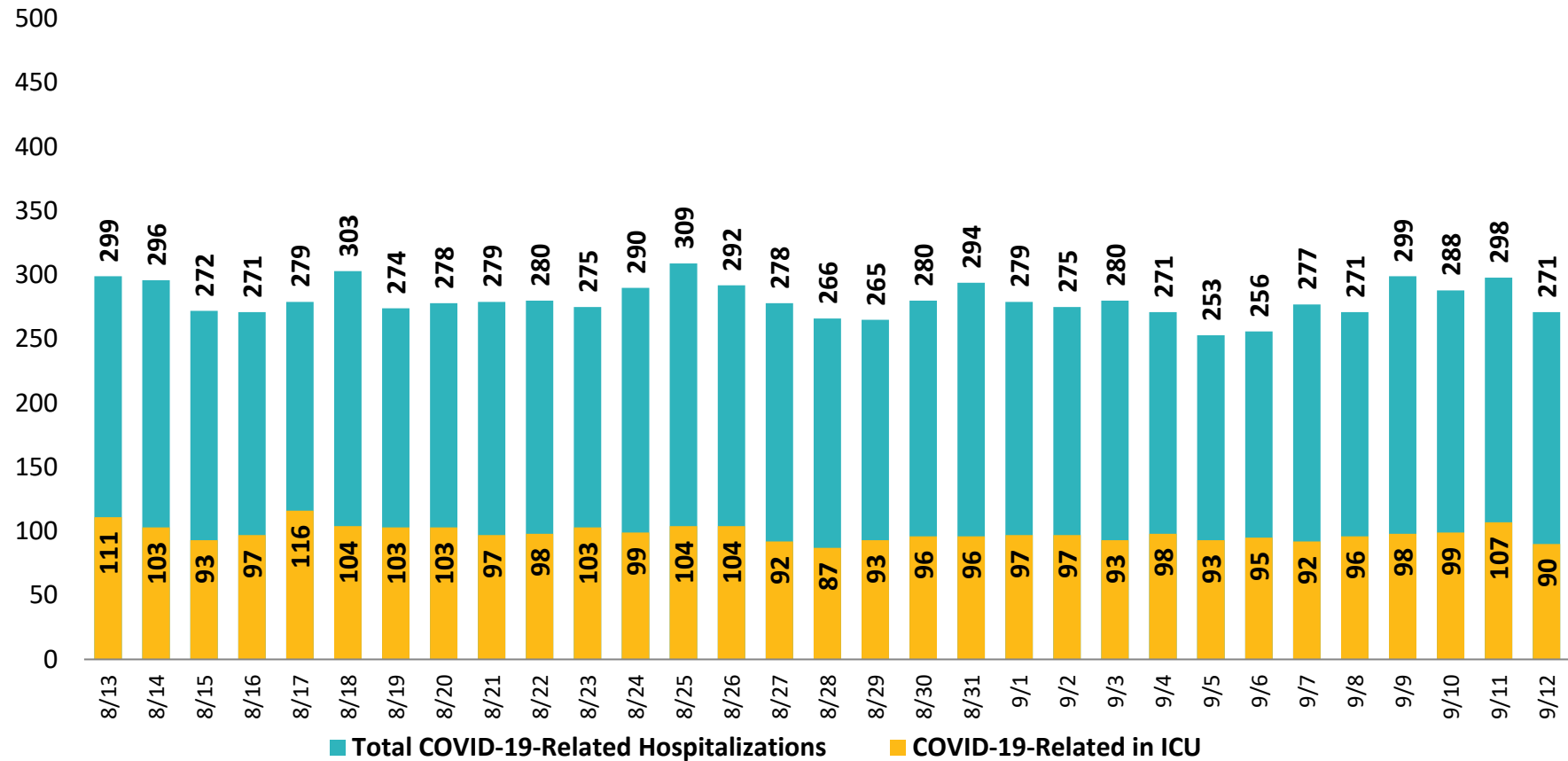
Data are preliminary and subject to change; numerator: cases among San Diego County residents; denominator: all tests including San Diego County residents and non-residents; *received batch of prior tests; rolling average percentage for 14-day time period; total number of tests = 923,935 ; 9/12/2020 rolling average = 4.4%

Prepared by County of San Diego, Emergency Operations Center, 9/13/2020

COVID-19 Hospital Census



COVID-19 Hospital Daily Census in San Diego County Includes Cases and Suspect COVID-19 Patients



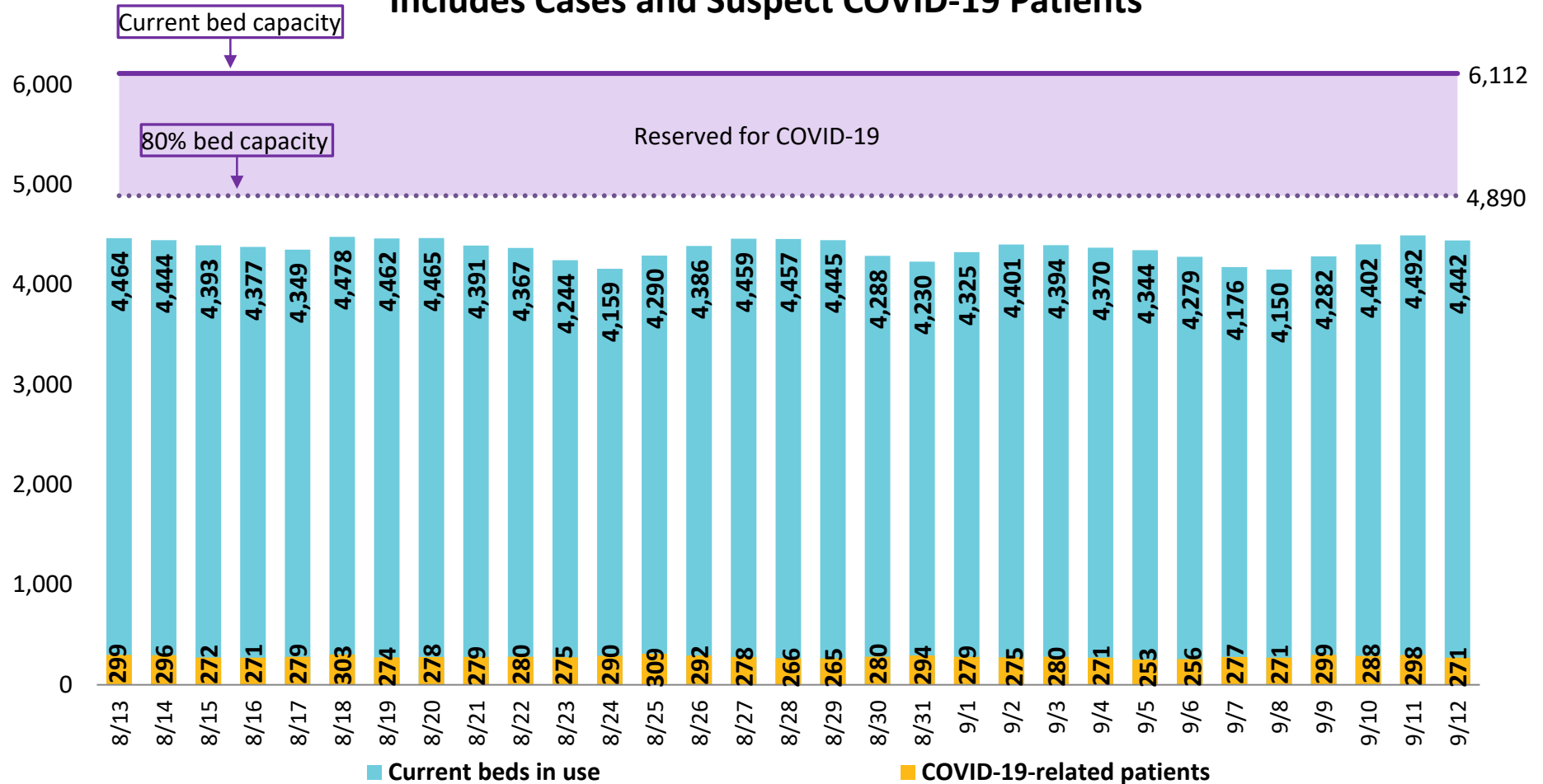
Data are preliminary and subject to change; data from hospitals reporting directly to County of San Diego; census for San Diego County non-federal hospitals; includes cases and suspect COVID-19 patients for San Diego County residents and non-residents

Prepared by County of San Diego, Emergency Operations Center, 9/13/2020

COVID-19 Daily Hospital Bed Census



COVID-19 Daily Hospital Census, San Diego County Includes Cases and Suspect COVID-19 Patients

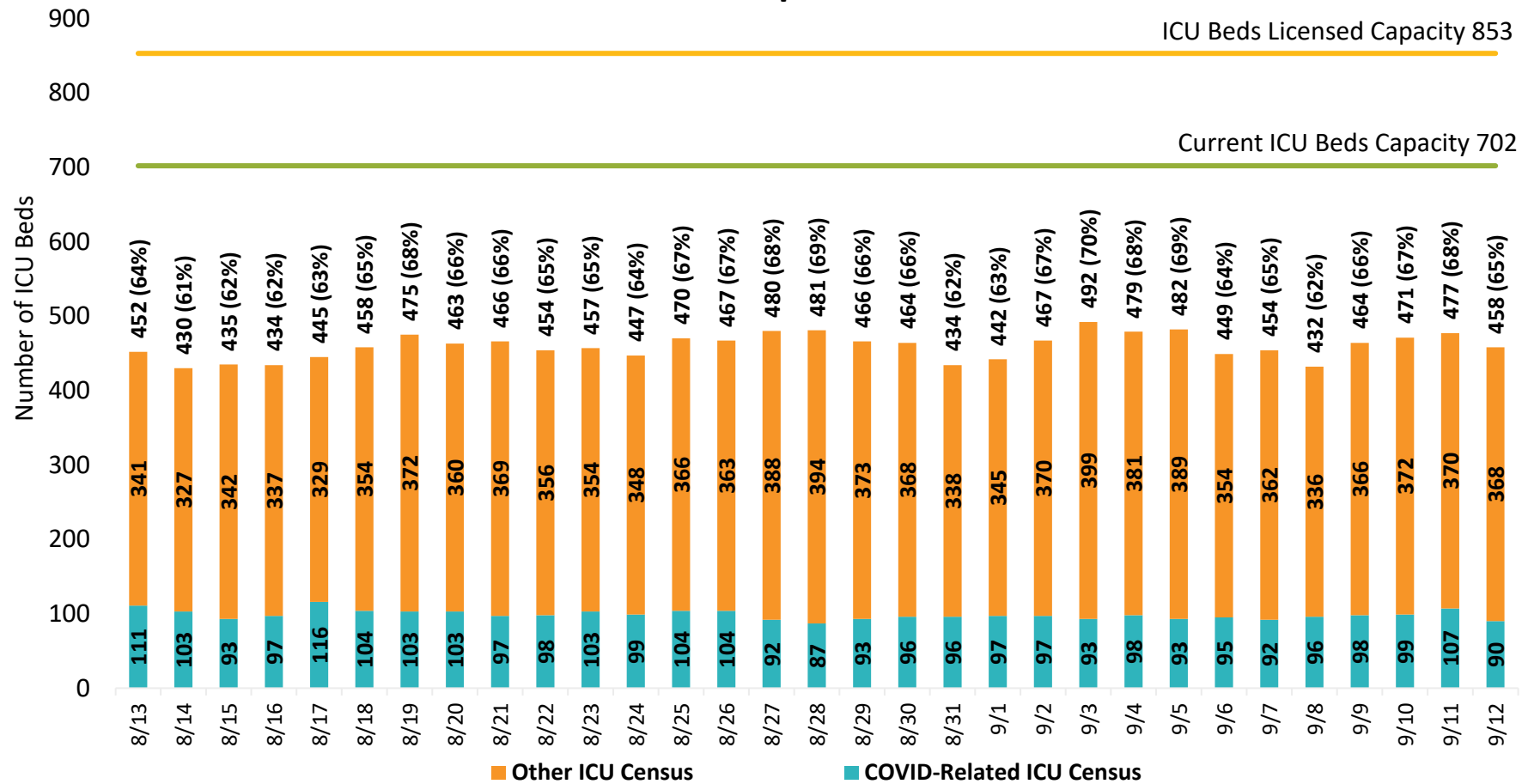


Data are preliminary and subject to change; data from hospitals reporting directly to the County of San Diego; include cases and suspect patients for non-federal hospitals for San Diego County residents and non-residents; current bed capacity for non-federal hospitals in San Diego County
Prepared by County of San Diego, Emergency Operations Center, 9/13/2020

ICU Bed Occupancy and Capacity



COVID-19 Daily ICU Bed Occupancy and Capacity, San Diego County Includes Cases and Suspect COVID-19 Patients

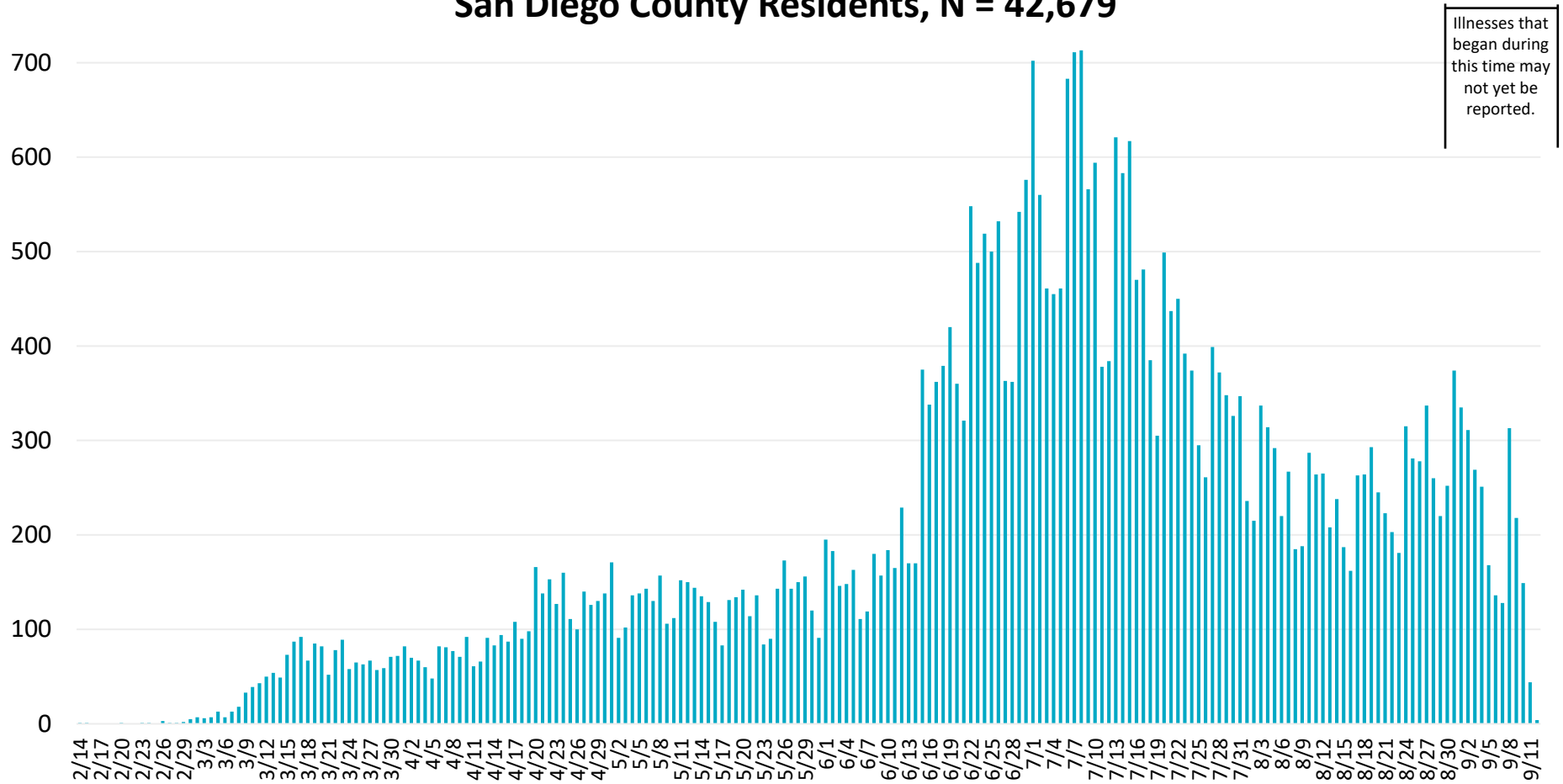


Data are preliminary and subject to change; data from hospitals reporting directly to County of San Diego; include cases and suspect patients for San Diego County residents and non-residents; current ICU bed capacity for beds on site; all data for non-federal hospitals in San Diego County
Prepared by County of San Diego, Emergency Operations Center, 9/13/2020

COVID-19 Cases in San Diego County by Illness Onset Date



Confirmed COVID-19 Cases by Date of Illness Onset*
San Diego County Residents, N = 42,679



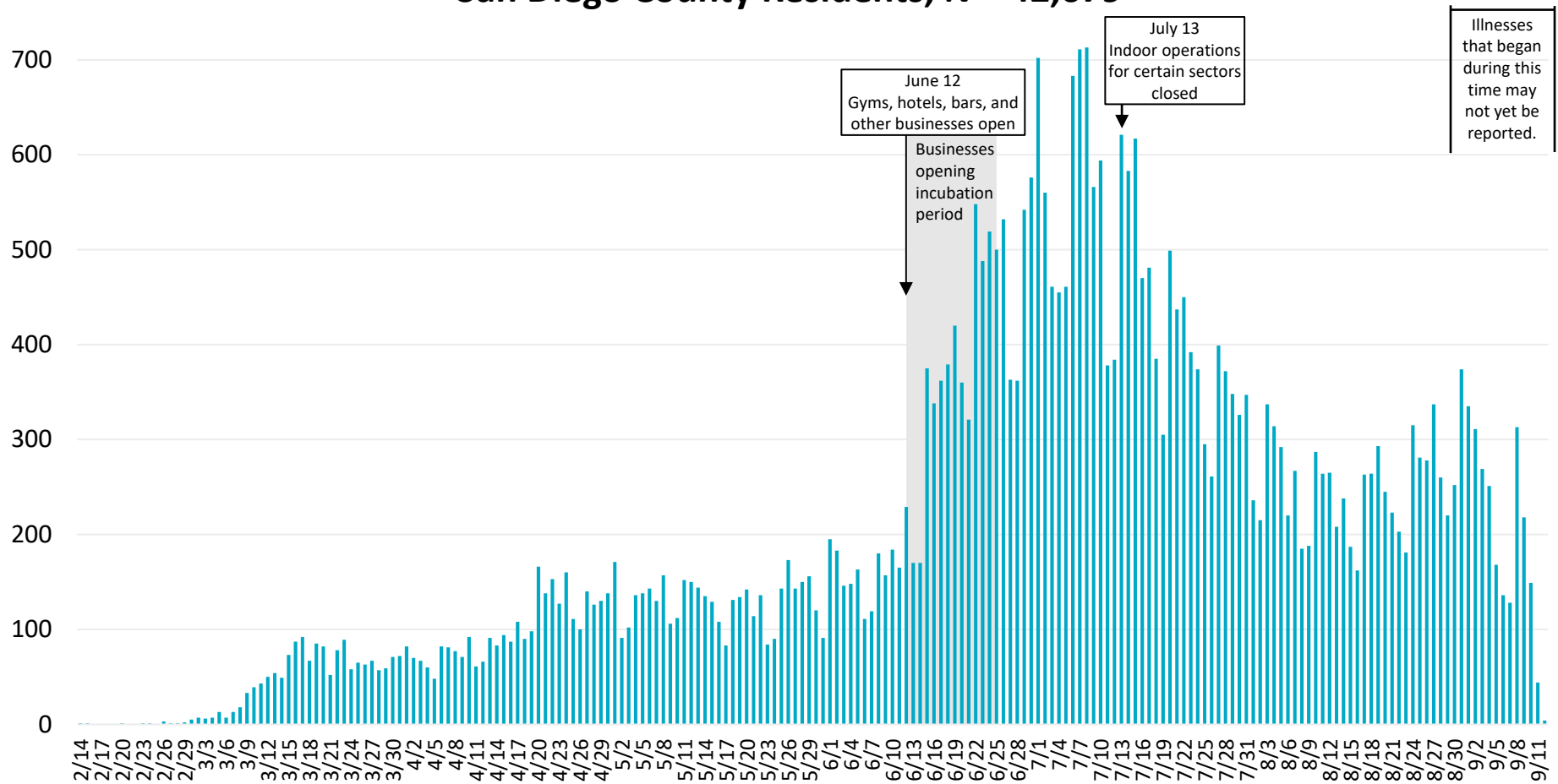
Data are preliminary and subject to change; *if case did not have symptoms or illness onset date is unavailable, the earliest of specimen collection date, date of death, or date reported is used instead

Prepared by County of San Diego, Emergency Operation Center, 9/13/2020

COVID-19 Cases in San Diego County by Illness Onset Date



Confirmed COVID-19 Cases by Date of Illness Onset*
San Diego County Residents, N = 42,679



Data are preliminary and subject to change; *if case did not have symptoms or illness onset date is unavailable, the earliest of specimen collection date, date of death, or date reported is used instead

Prepared by County of San Diego, Emergency Operation Center, 9/13/2020

Triggers Dashboard

Date Updated: September 13, 2020



Epidemiology (Surveillance)	Healthcare (Hospital Capacity)	Public Health (Response)
<p>1. Unadjusted Case Rate (Tier 2: 4.0-7.0)†</p> <p>6.9 </p>	<p>5. Hospital Capacity (80%+)</p> <p>73% </p>	<p>10. Testing Positivity (8%+)</p> <p>4.5% </p>
<p>2. Community Outbreaks* (7+)</p> <p>16 </p>	<p>6. Increasing Hospitalizations (>10%)†</p> <p>2% </p>	<p>11. Case Investigation (≤70%)</p> <p>97% </p>
<p>3. COVID-19 Syndromic (upward)</p> <p>1% </p>	<p>7. ICU Capacity* (<20%)</p> <p>35% </p>	<p>12. Contact Tracing (≤70%)</p> <p>94% </p>
<p>4. Influenza-Like Illness (upward)</p> <p>2% </p>	<p>8. Limited Ventilator Capacity (<25%)</p> <p>53% </p>	<p>13. Homeless Population (<15%)</p> <p>38% </p>
	<p>9. PPE Supply* (≤50%)</p> <p>82% </p>	

* Health Officer Order will be modified when any of the following three criteria are met: 2. Community Outbreaks, 7. ICU Capacity, 9. PPE Supply, or one or more of the remaining criteria in at least two of the three categories is met: Epidemiology (Surveillance), Healthcare (Hospital Capacity), Public Health (Response)

†calculated by the State and case rate updated weekly. Prepared by County of San Diego, Emergency Operations Center, 9/13/2020

State Monitoring Metrics



Currently in **Tier # 2 (Red)**

	Case rate per 100,000 (7-day daily average with a 7-day lag)	% Testing positivity (7-day average with a 7-day lag)*
Date Updated: 8/28/2020	5.8	3.8%*
Date Updated: 9/8/2020	6.9	4.2%*

Case Rate and Testing Positivity Percentage Thresholds

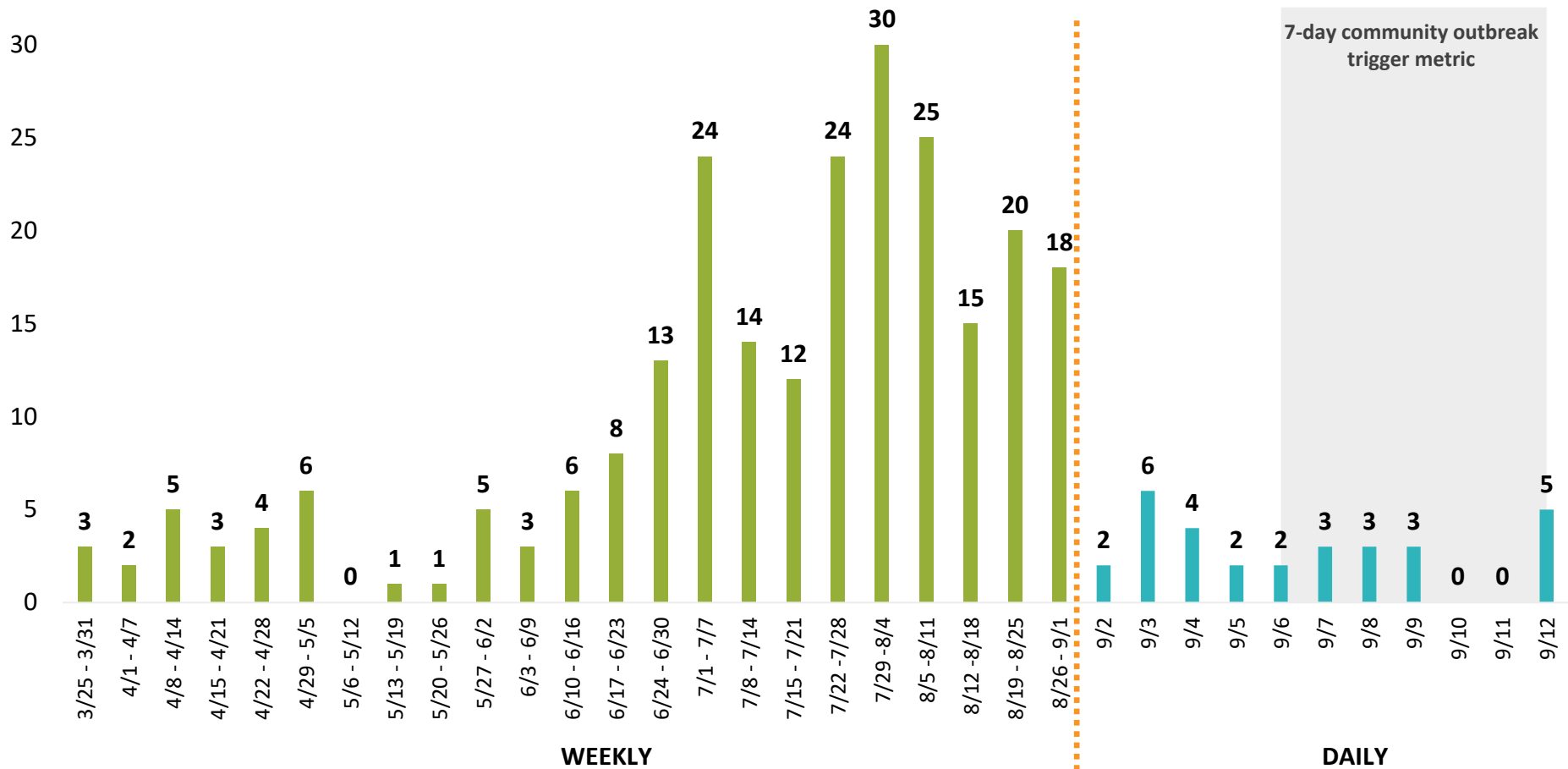
Tier	Case Rate (per 100,000)	Testing Positivity Percentage
1 (Purple)	>7.0	>8.0%
2 (Red)	4.0-7.0	5.0-8.0%
3 (Orange)	1.0-3.9	2.0-4.9%
4 (Yellow)	<1.0	<2.0%

*Data are preliminary and subject to change; unadjusted case rate from California Department of Public Health and calculated using California Department of Finance 2020 Projection Population Estimate for San Diego County to be 3,370,418; *testing positivity percentage calculated using San Diego County data; data used from two days prior to date updated
Prepared by County of San Diego, Emergency Operations Center, 9/13/2020*

COVID-19 Community Outbreaks by Date Outbreak Confirmed



COVID-19 Community Outbreaks by Date Outbreak Confirmed Total Number of Community Outbreaks = 272



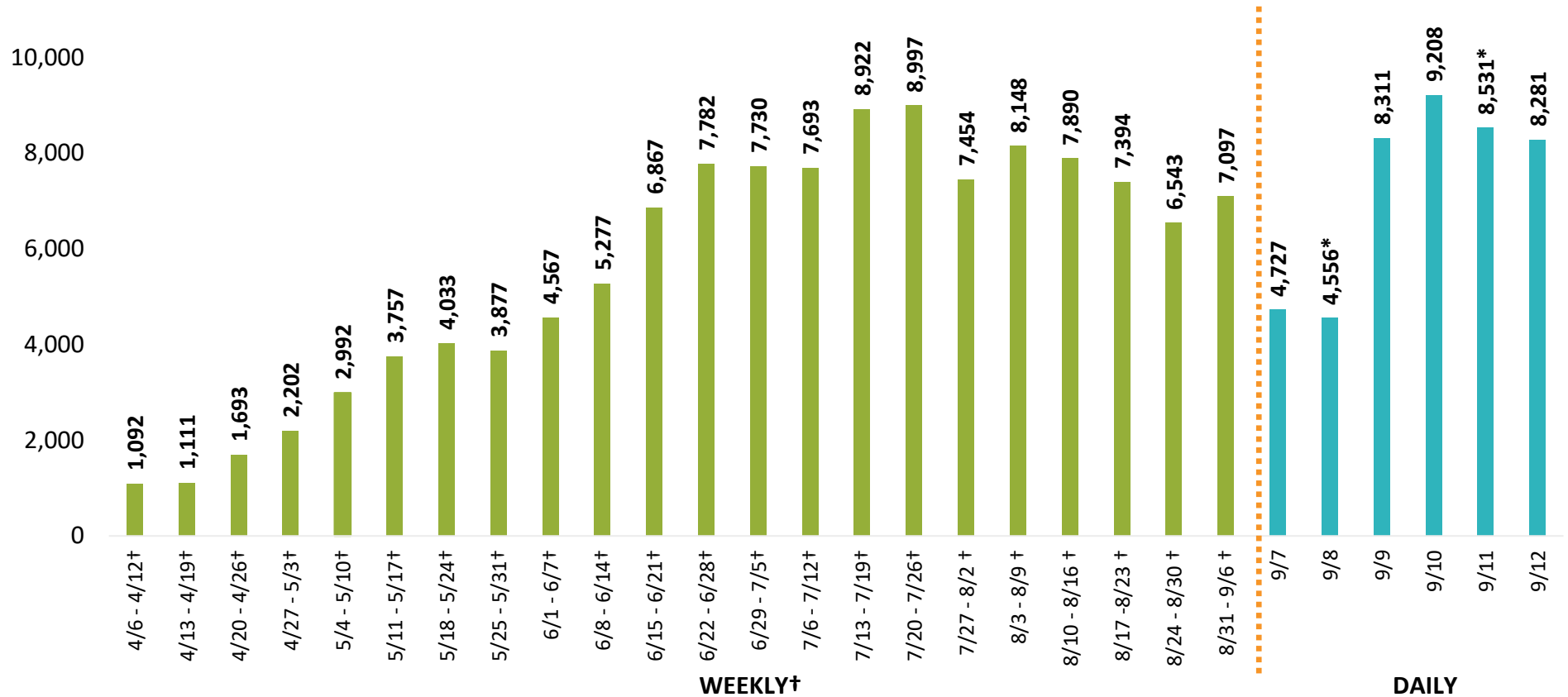
Data are preliminary and subject to change.

Prepared by County of San Diego, Emergency Operations Center, 9/13/2020

COVID-19 Tests by Date Reported



**Daily Average by Week and Daily Number of COVID-19 Tests
in San Diego County by Date Reported**
Total Number of Reported Tests = 923,935



Data are preliminary and subject to change; includes both San Diego County residents and non-residents; †daily average; *received batch of prior tests

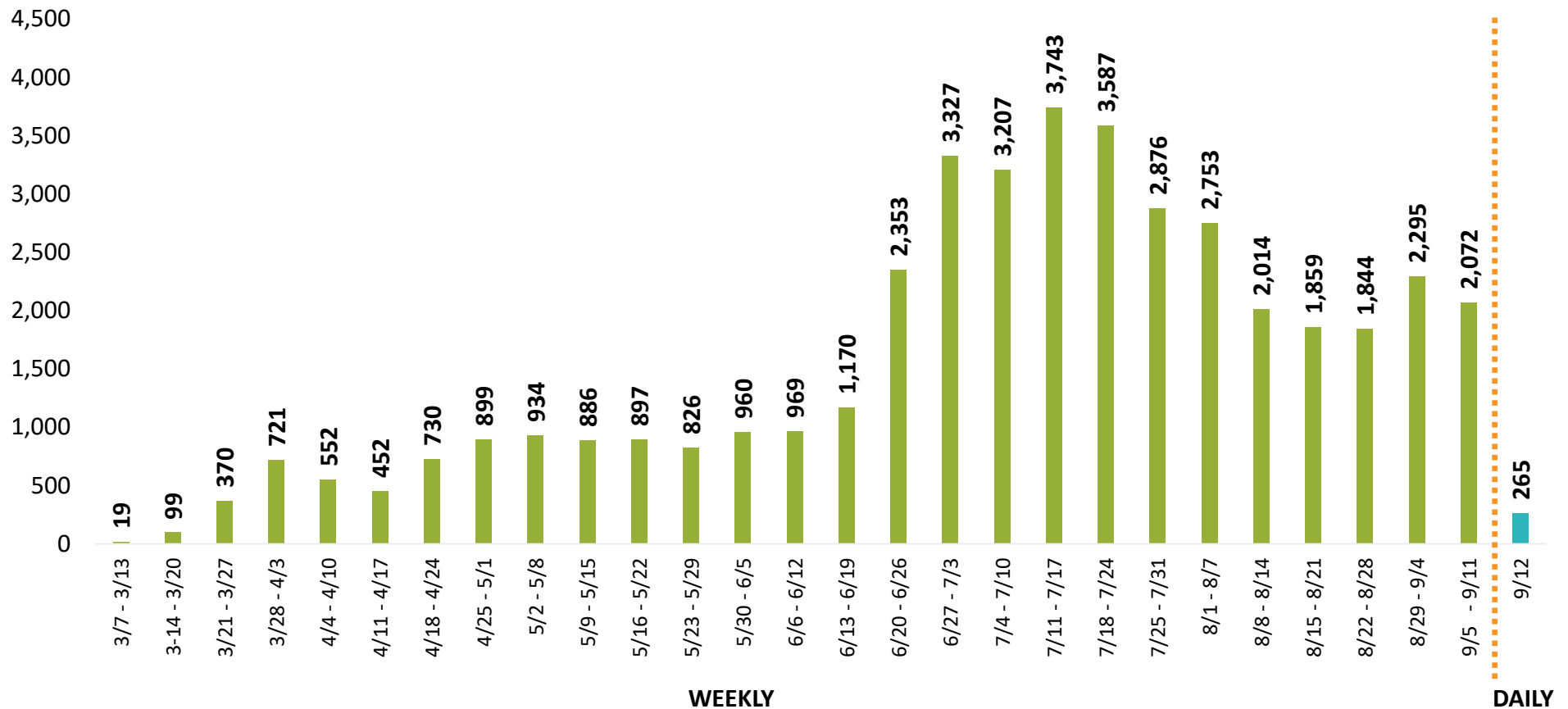
Data available at: <https://sdgis-sandag.opendata.arcgis.com/>

Prepared by County of San Diego, Emergency Operations Center, 9/13/2020

COVID-19 Cases by Date Reported



COVID-19 Cases Among San Diego County Residents New Cases by Date Reported Total Number of Cases = 42,679

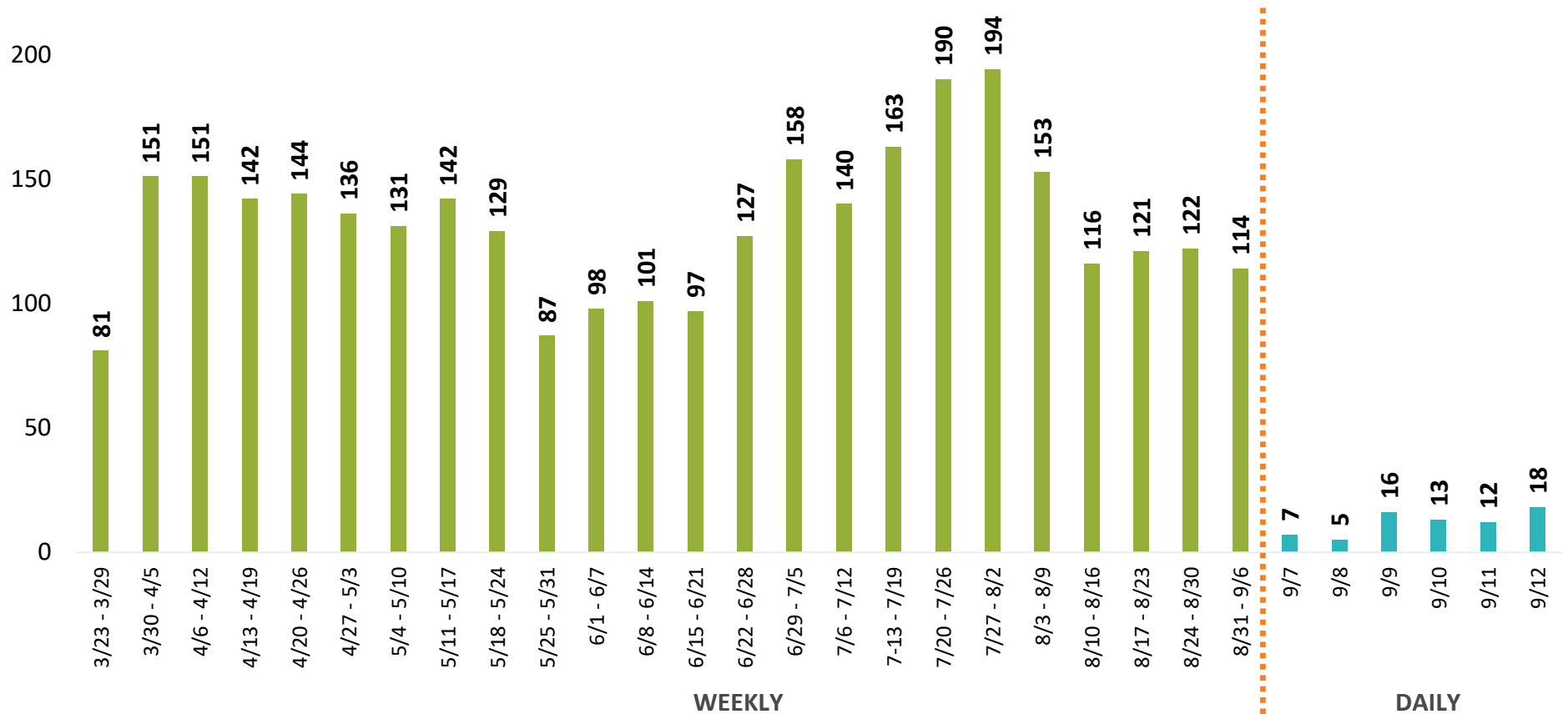


Data are preliminary and subject to change; prior weeks by week reported (green bars)
Data available at: <https://sdgis-sandag.opendata.arcgis.com/>
Prepared by County of San Diego, Emergency Operations Center, 9/13/2020

COVID-19 Confirmed Hospitalizations by Date Reported



COVID-19 Confirmed Hospitalizations Among San Diego County Residents New Hospitalizations by Date Reported Total Number of Hospitalizations = 3,296

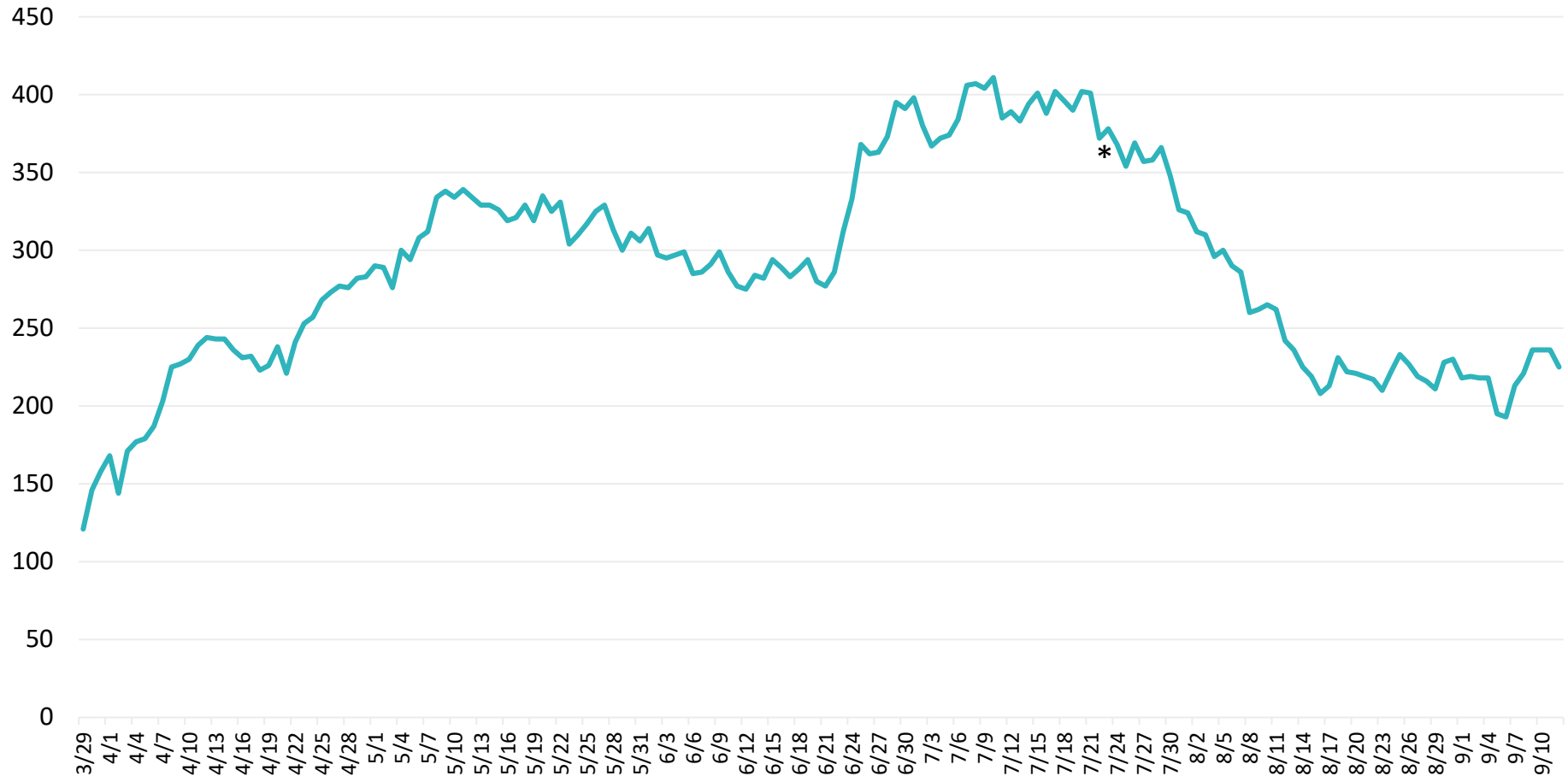


Data are preliminary and subject to change; among San Diego County residents, except data prior to 3/25/2020 includes both San Diego County residents and non-residents
 Data available at: <https://sdgis-sandag.opendata.arcgis.com/>
 Prepared by County of San Diego, Emergency Operations Center, 9/13/2020

COVID-19 Confirmed Hospital Census



COVID-19 Confirmed Hospitalized Patients

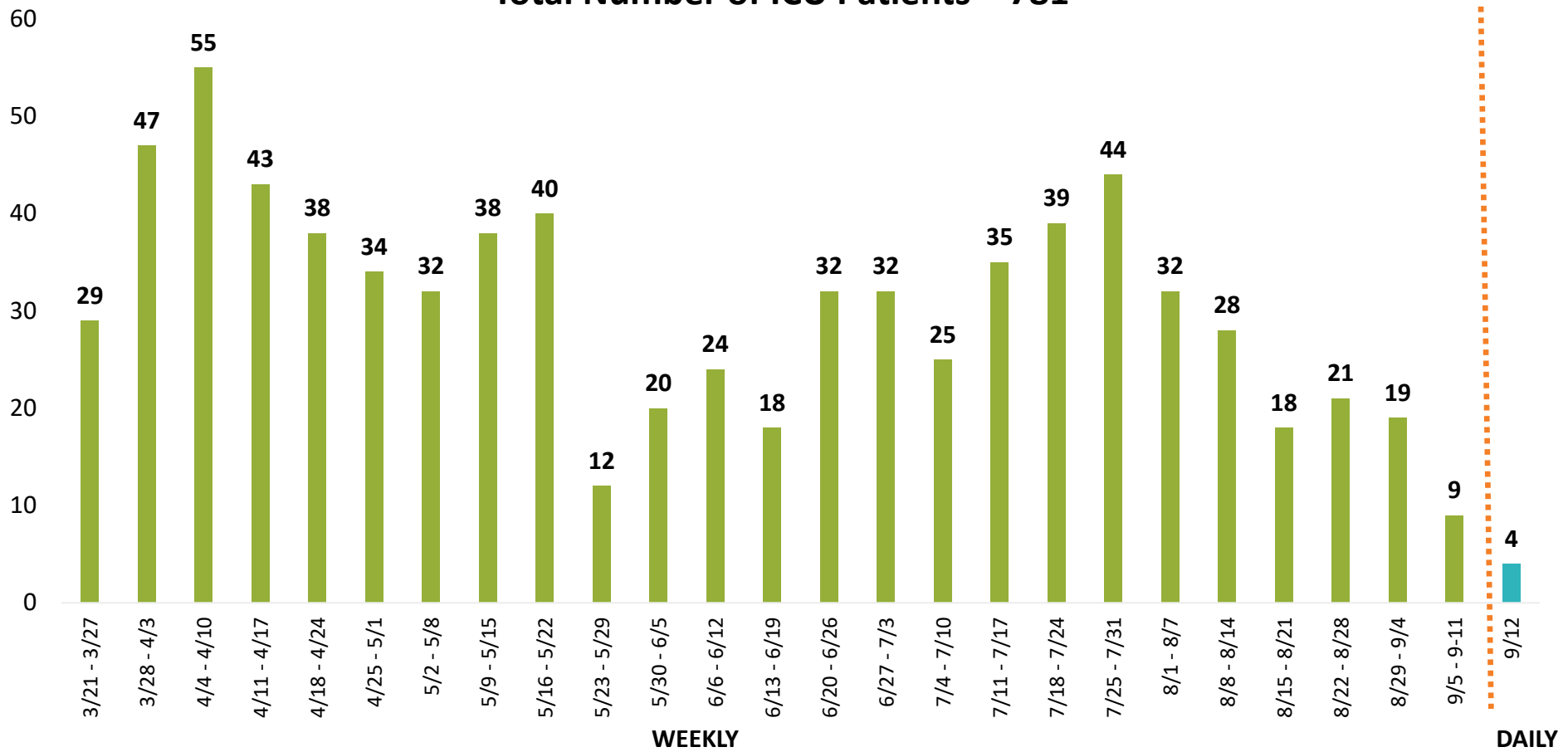


Data are preliminary and subject to change; data through 7/30 from State of California Health and Human Services Open Data; data starting 7/31 from hospitals reporting directly to County of San Diego; census for non-federal hospitals; includes both San Diego County residents and non-residents
*7/22-7/24, 7/27 State changed data source and missing data replaced with data reported directly to County of San Diego
Prepared by County of San Diego, Emergency Operations Center, 9/13/2020

COVID-19 Confirmed ICU Patients by Date Reported



COVID-19 Confirmed ICU Patients Among San Diego County Residents New ICU Patients by Date Reported Total Number of ICU Patients = 781

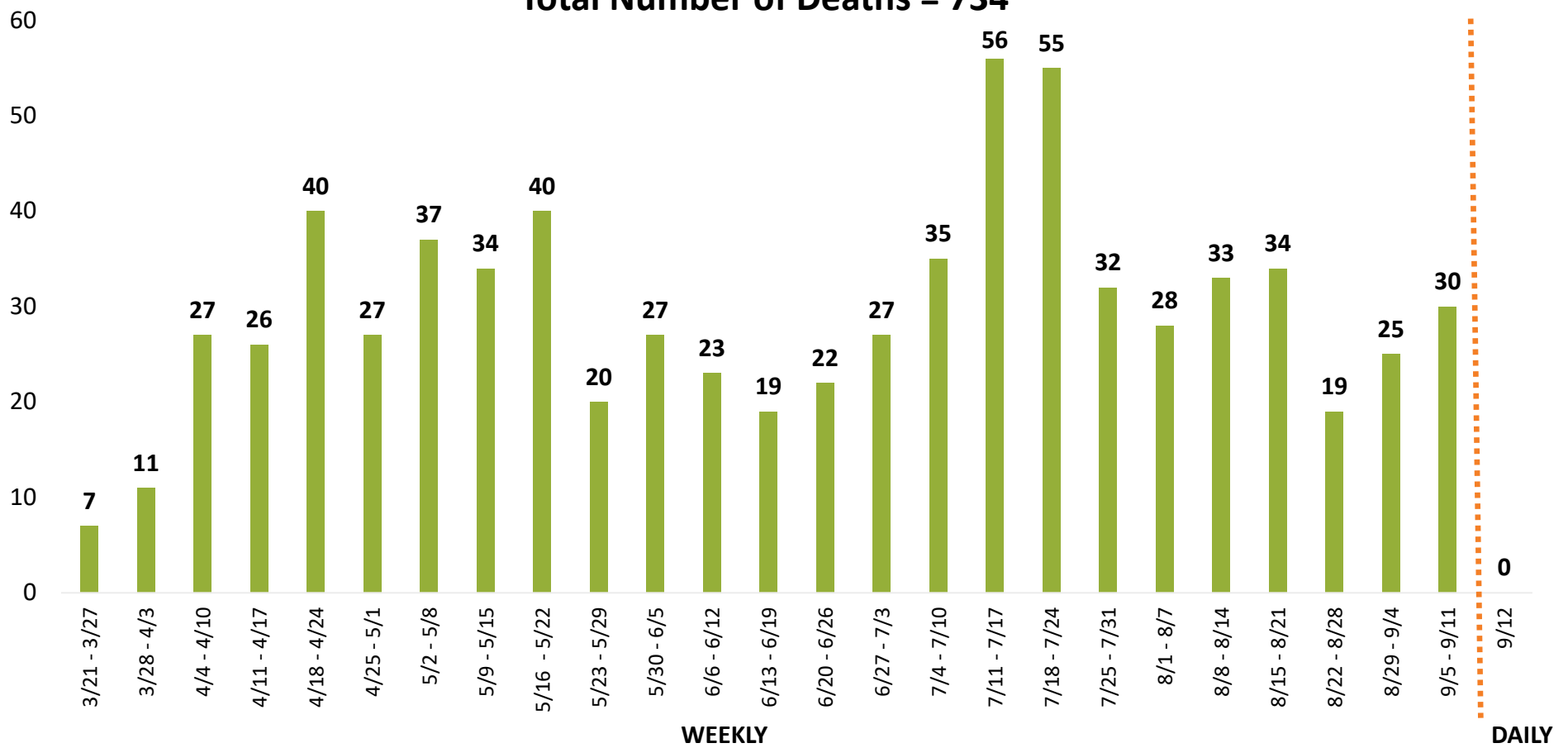


Data are preliminary and subject to change; among San Diego County residents, except data prior to 3/25/2020 includes both San Diego County residents and non-residents
 Data available at: <https://sdqis-sandag.opendata.arcgis.com/>; *for 9/8, six previously reported ICU patients were found to be incorrectly classified as being ICU patients
 Prepared by County of San Diego, Emergency Operations Center, 9/13/2020

COVID-19 Deaths by Report Date



COVID-19 Associated Deaths by Report Date Among San Diego County Residents Total Number of Deaths = 734



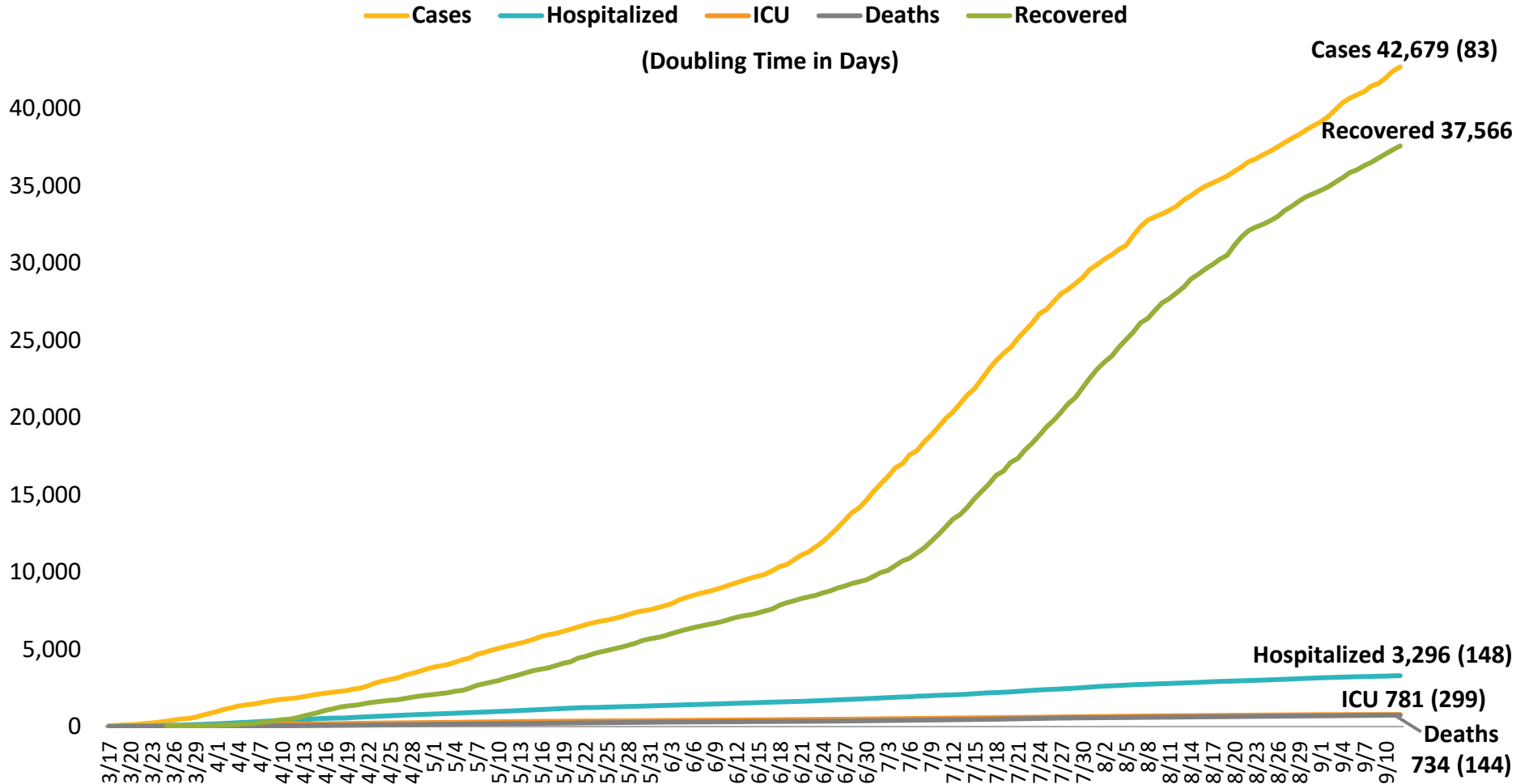
Data are preliminary and subject to change

Prepared by County of San Diego, Emergency Operations Center, 9/13/2020

COVID-19 Totals and Doubling Time



Totals Since 2/14/2020 and Doubling Time by Date Reported



Data are preliminary and subject to change; data prior to 3/25/2020 includes both San Diego County residents and non-residents; doubling time calculated for a 5-day time period

Prepared by County of San Diego, Emergency Operations Center, 9/13/2020