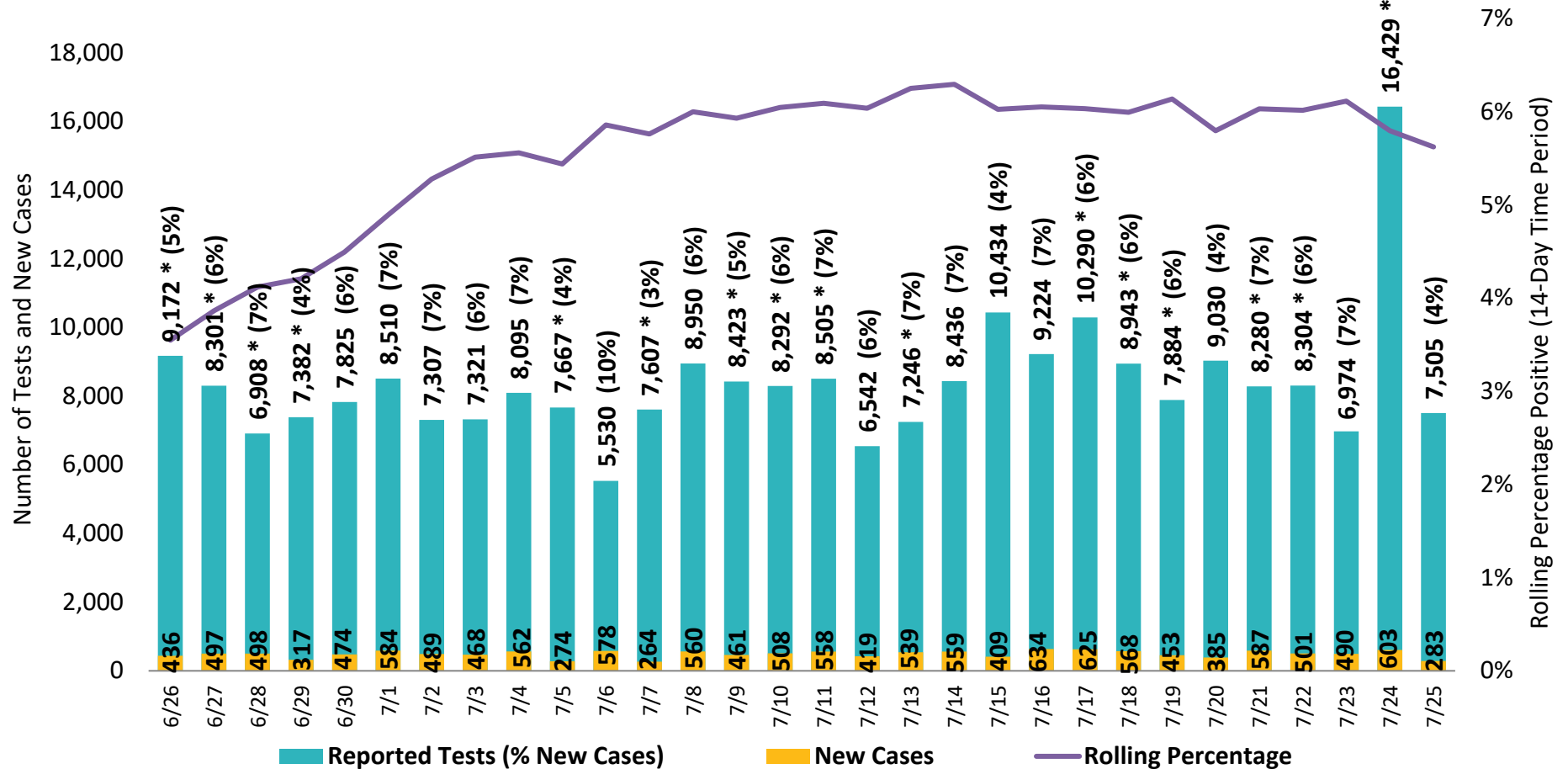


# COVID-19 Percentage Positive



**Percentage of Positive COVID-19 Cases Among Tests by Date Reported**  
**Total Number of Cases = 26,984**



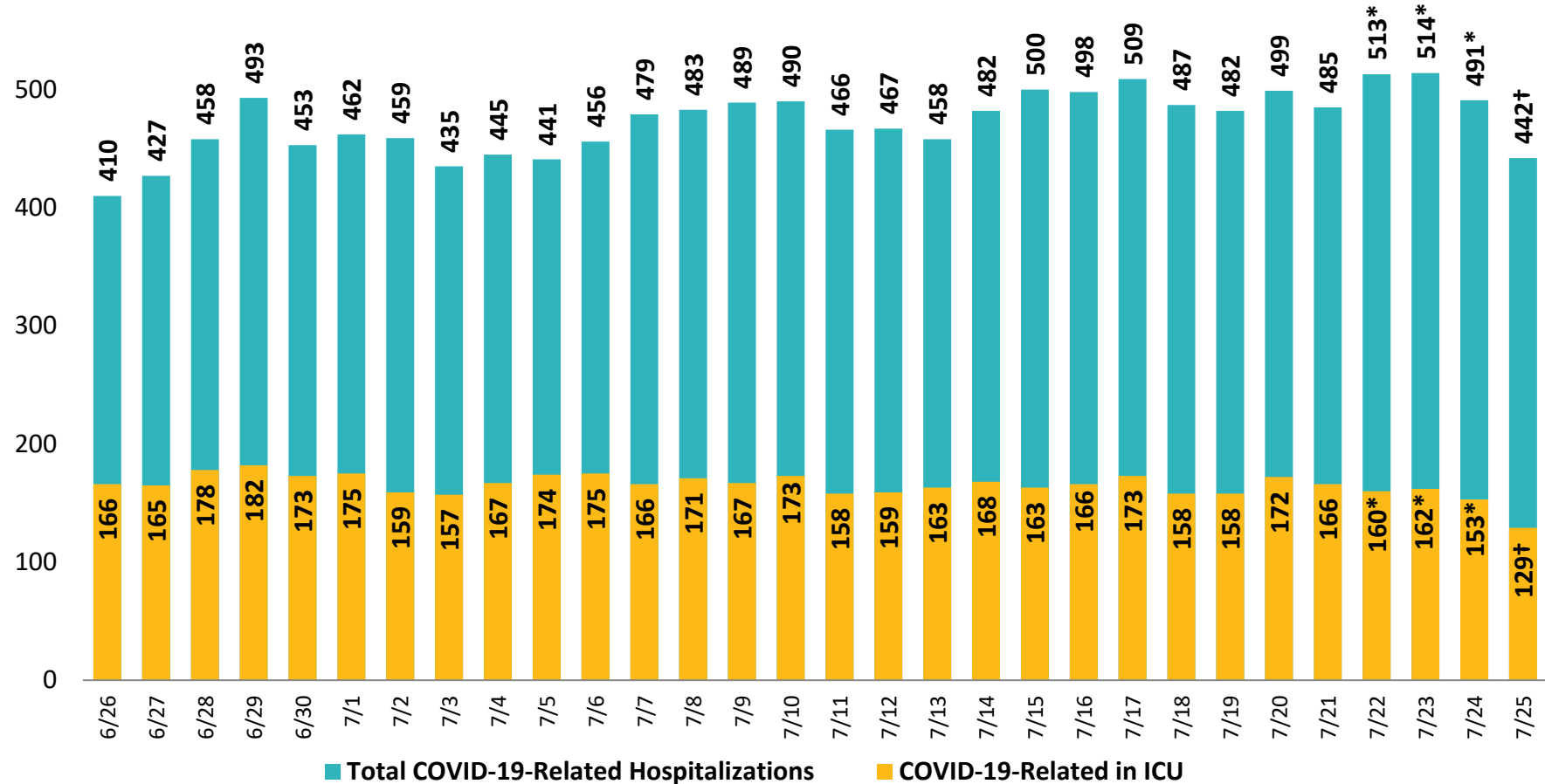
Data are preliminary and subject to change; numerator: cases among San Diego County residents; denominator: all tests including San Diego County residents and non-residents; \*received batch of prior tests; rolling average percentage for 14-day time period; total number of tests = 562,185; 7/25/2020 rolling average = 5.6%

Prepared by County of San Diego, Emergency Operations Center, 7/26/2020

# COVID-19 Hospital Census



## COVID-19 Hospital Daily Census in San Diego County Includes Cases and Suspect COVID-19 Patients

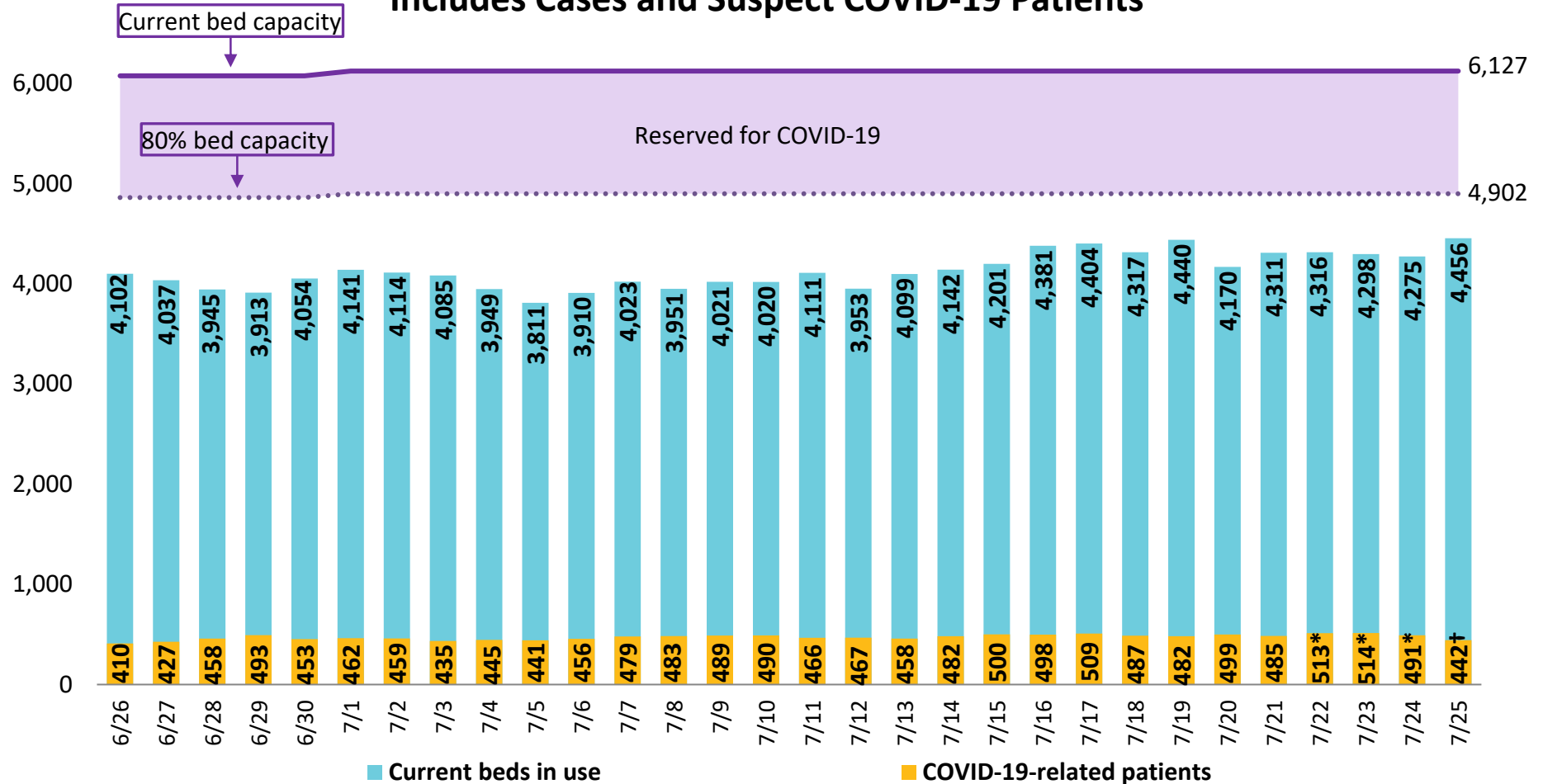


Data are preliminary and subject to change; data from State of California Health and Human Services Open Data; census for San Diego County non-federal hospitals; includes cases and suspect COVID-19 patients for San Diego County residents and non-residents; \*State changed data source and missing data replaced with data reported directly to County of San Diego; †State changed data source and may be missing data from some hospitals in San Diego County  
Prepared by County of San Diego, Emergency Operations Center, 7/26/2020

# COVID-19 Daily Hospital Bed Census



## COVID-19 Daily Hospital Census, San Diego County Includes Cases and Suspect COVID-19 Patients



Data are preliminary and subject to change; data for COVID-19-related patients from State of California Health and Human Services Open Data and include cases and suspect patients for non-federal hospitals for San Diego County residents and non-residents; current bed capacity for non-federal hospitals in San Diego County; \*State changed data source and missing data replaced with data reported directly to County of San Diego; †State changed data source and may be missing data from some hospitals in San Diego County. Prepared by County of San Diego, Emergency Operations Center, 7/26/2020

# ICU Bed Occupancy and Capacity



## COVID-19 Daily ICU Bed Occupancy and Capacity, San Diego County Includes Cases and Suspect COVID-19 Patients

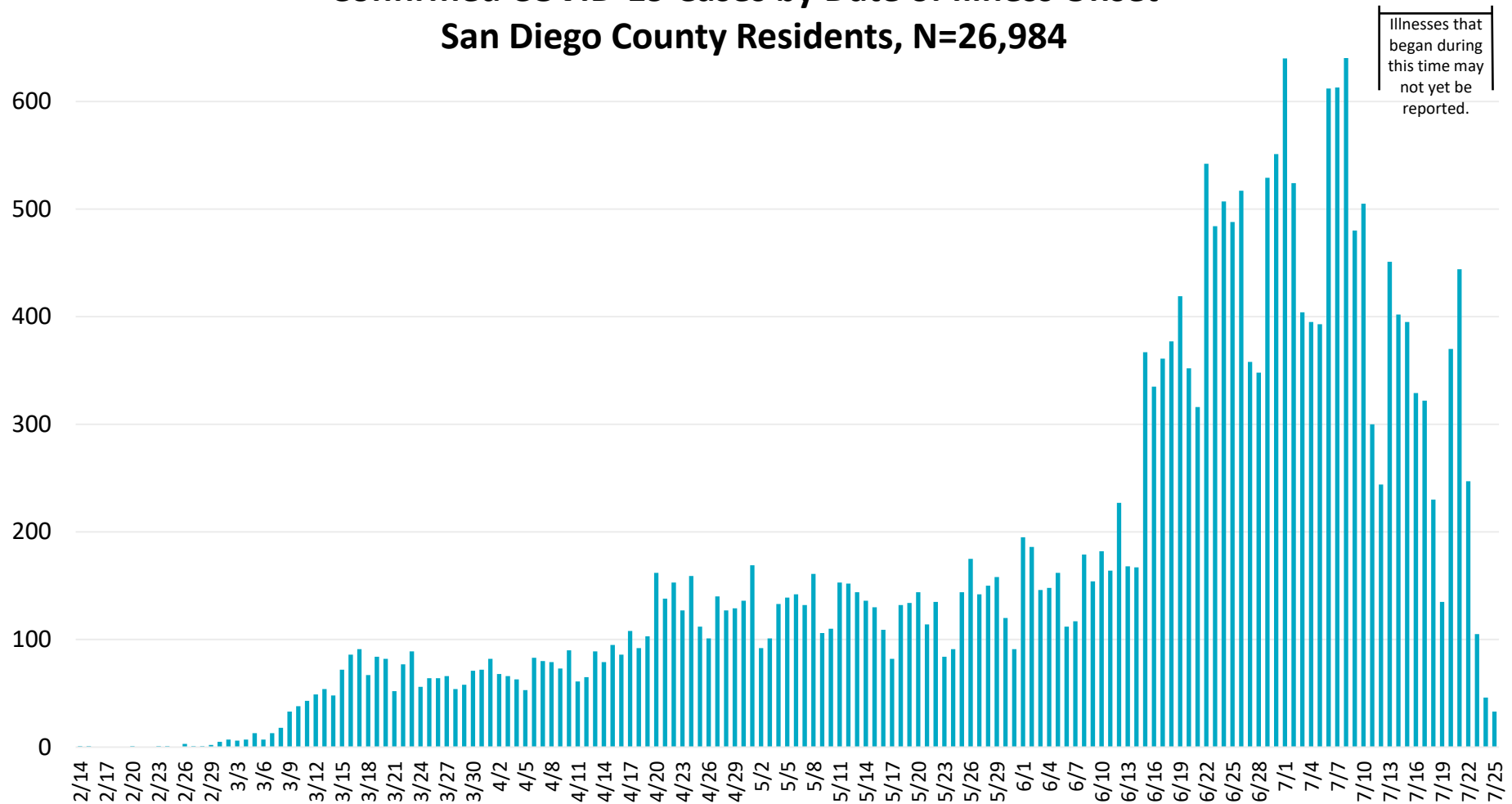


Data are preliminary and subject to change; data for COVID-19-related patients from State of California Health and Human Services Open Data and include cases and suspect patients for San Diego County residents and non-residents; current ICU bed capacity for beds on site; all data for non-federal hospitals in San Diego County; \*State changed data source and missing data replaced with data reported directly to County of San Diego; †State changed data source and may be missing data from some Prepared by County of San Diego, Emergency Operations Center, 7/26/2020

# COVID-19 Cases in San Diego County by Illness Onset Date



**Confirmed COVID-19 Cases by Date of Illness Onset\***  
**San Diego County Residents, N=26,984**



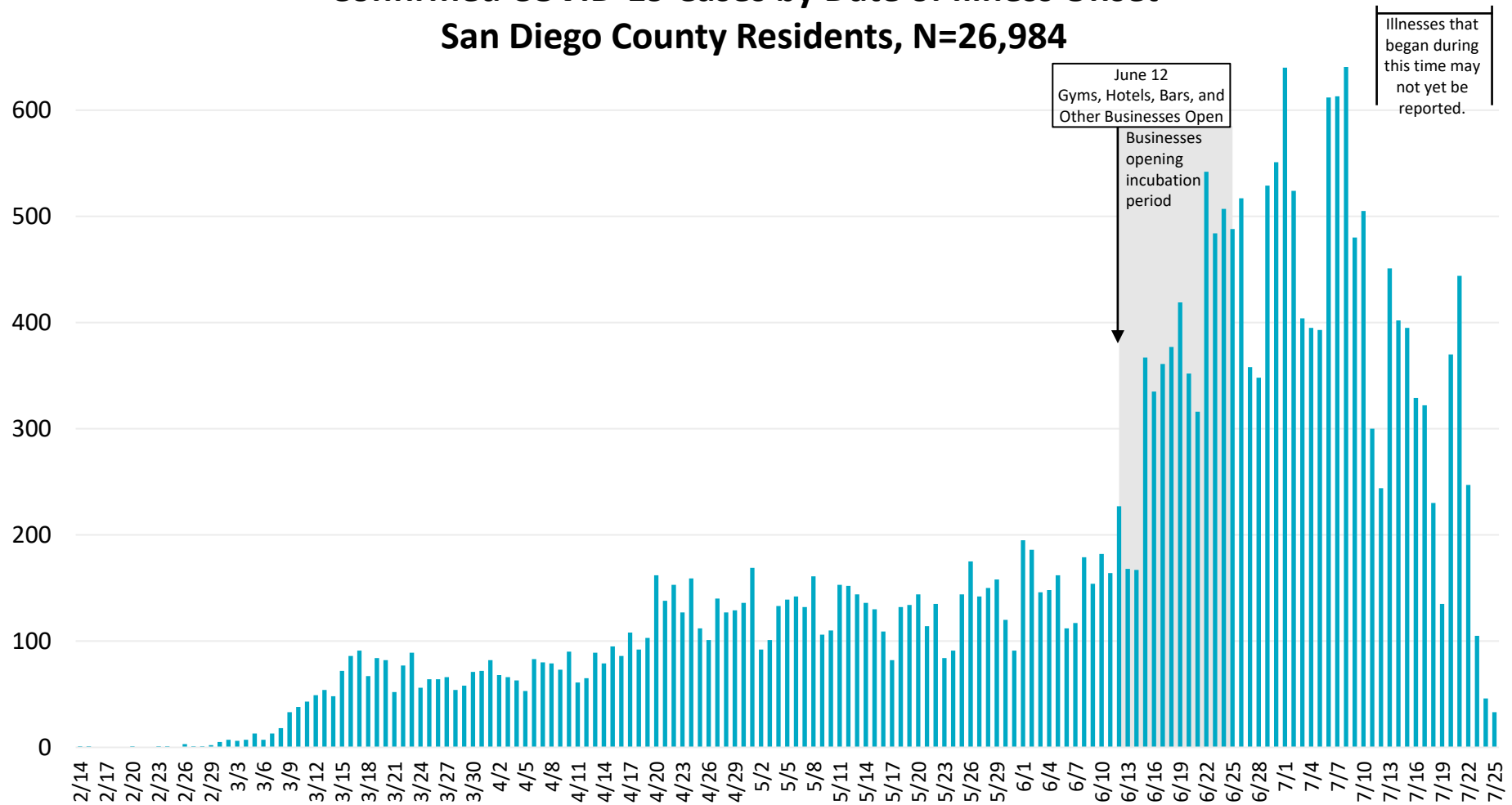
Data are preliminary and subject to change; \*if case did not have symptoms or illness onset date is unavailable, the earliest of specimen collection date, date of death, or date reported is used instead

Prepared by County of San Diego, Emergency Operation Center, 7/26/2020

# COVID-19 Cases in San Diego County by Illness Onset Date



**Confirmed COVID-19 Cases by Date of Illness Onset\***  
San Diego County Residents, N=26,984



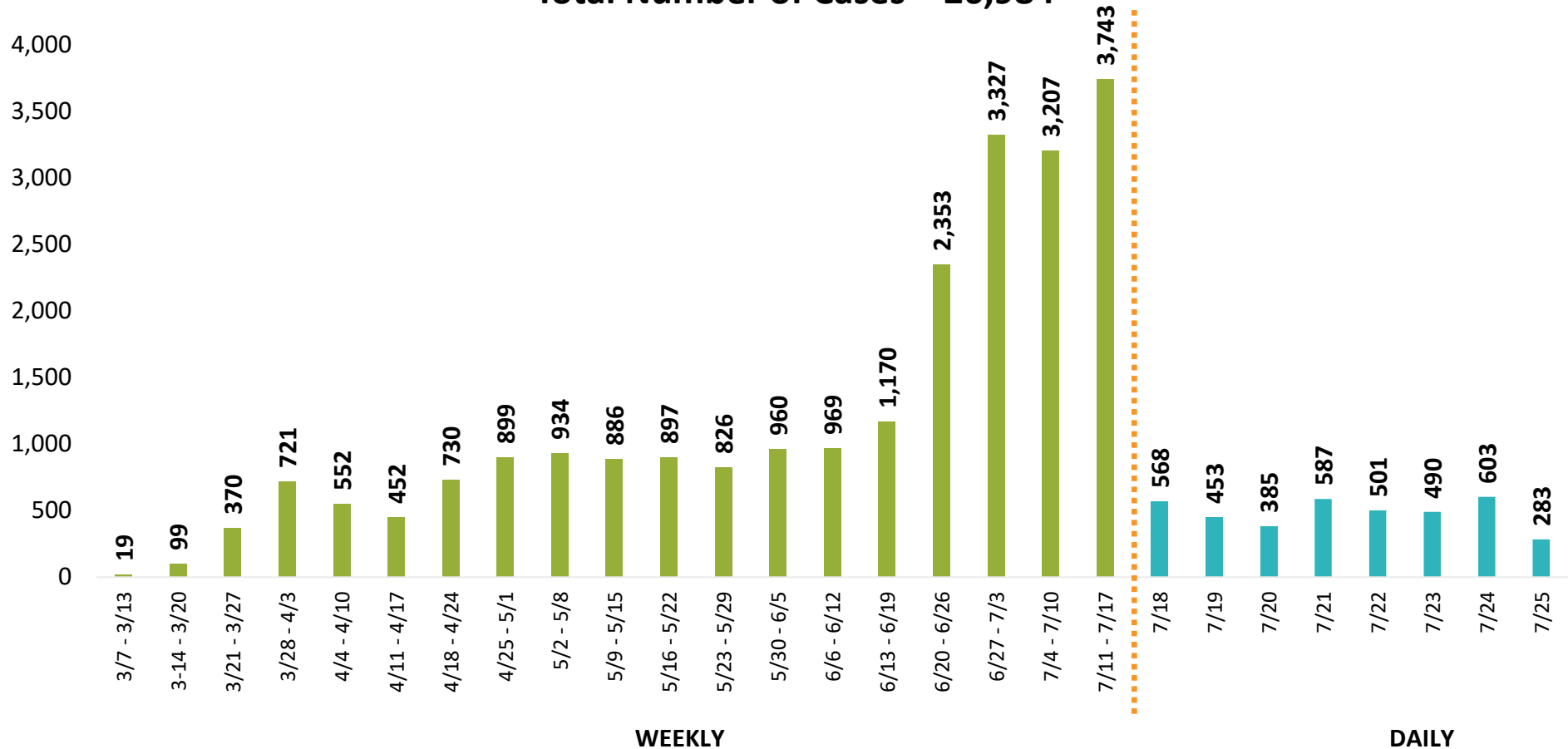
Data are preliminary and subject to change; \*if case did not have symptoms or illness onset date is unavailable, the earliest of specimen collection date, date of death, or date reported is used instead

Prepared by County of San Diego, Emergency Operation Center, 7/26/2020

# COVID-19 Cases by Date Reported



## COVID-19 Cases Among San Diego County Residents New Cases by Date Reported Total Number of Cases = 26,984

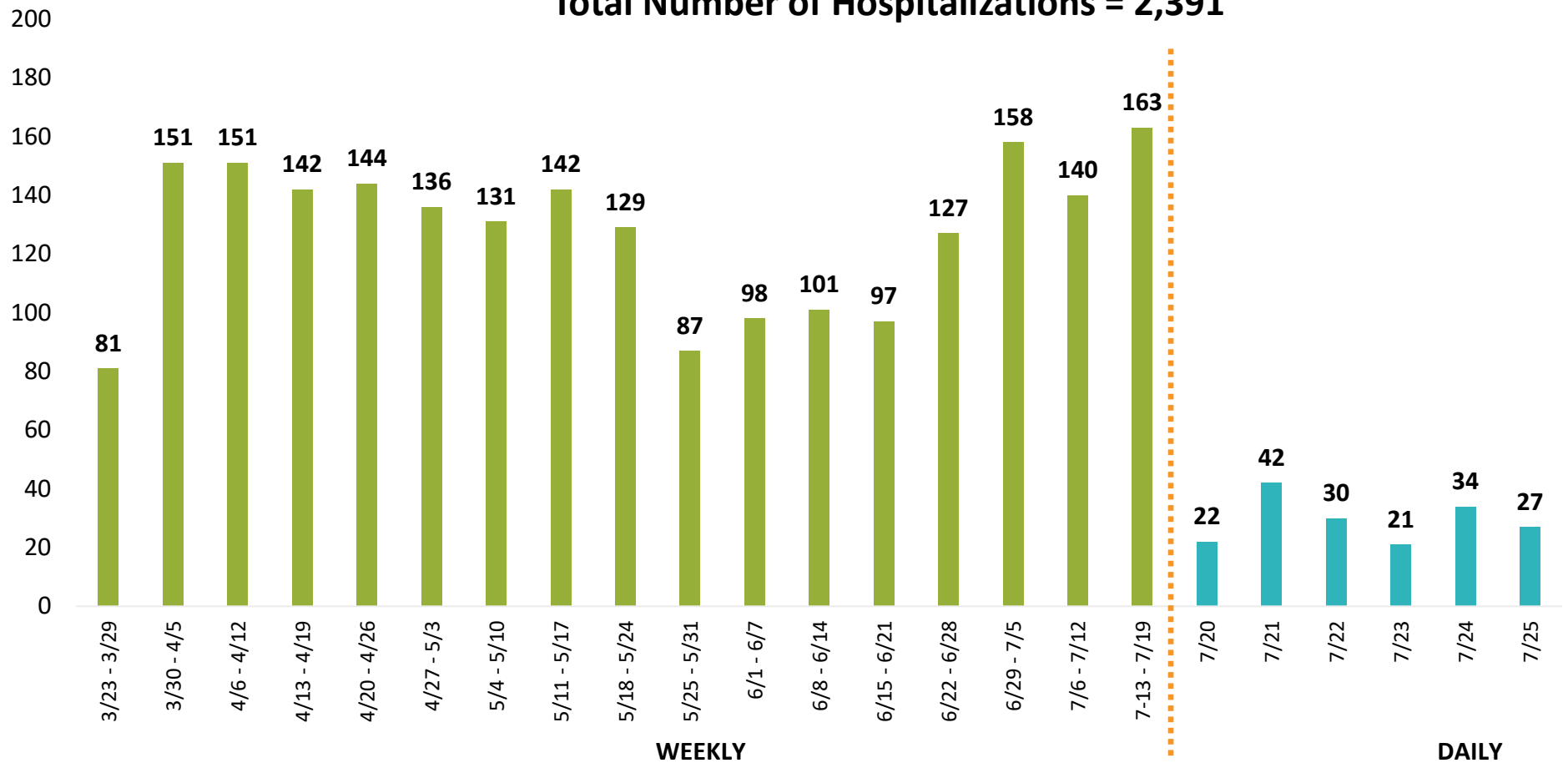


Data are preliminary and subject to change; prior weeks by week reported (green bars); most current week by date reported (blue bars)  
 Data available at: <https://sdgis-sandag.opendata.arcgis.com/>  
 Prepared by County of San Diego, Emergency Operations Center, 7/26/2020

# COVID-19 Confirmed Hospitalizations by Date Reported



## COVID-19 Confirmed Hospitalizations Among San Diego County Residents New Hospitalizations by Date Reported Total Number of Hospitalizations = 2,391



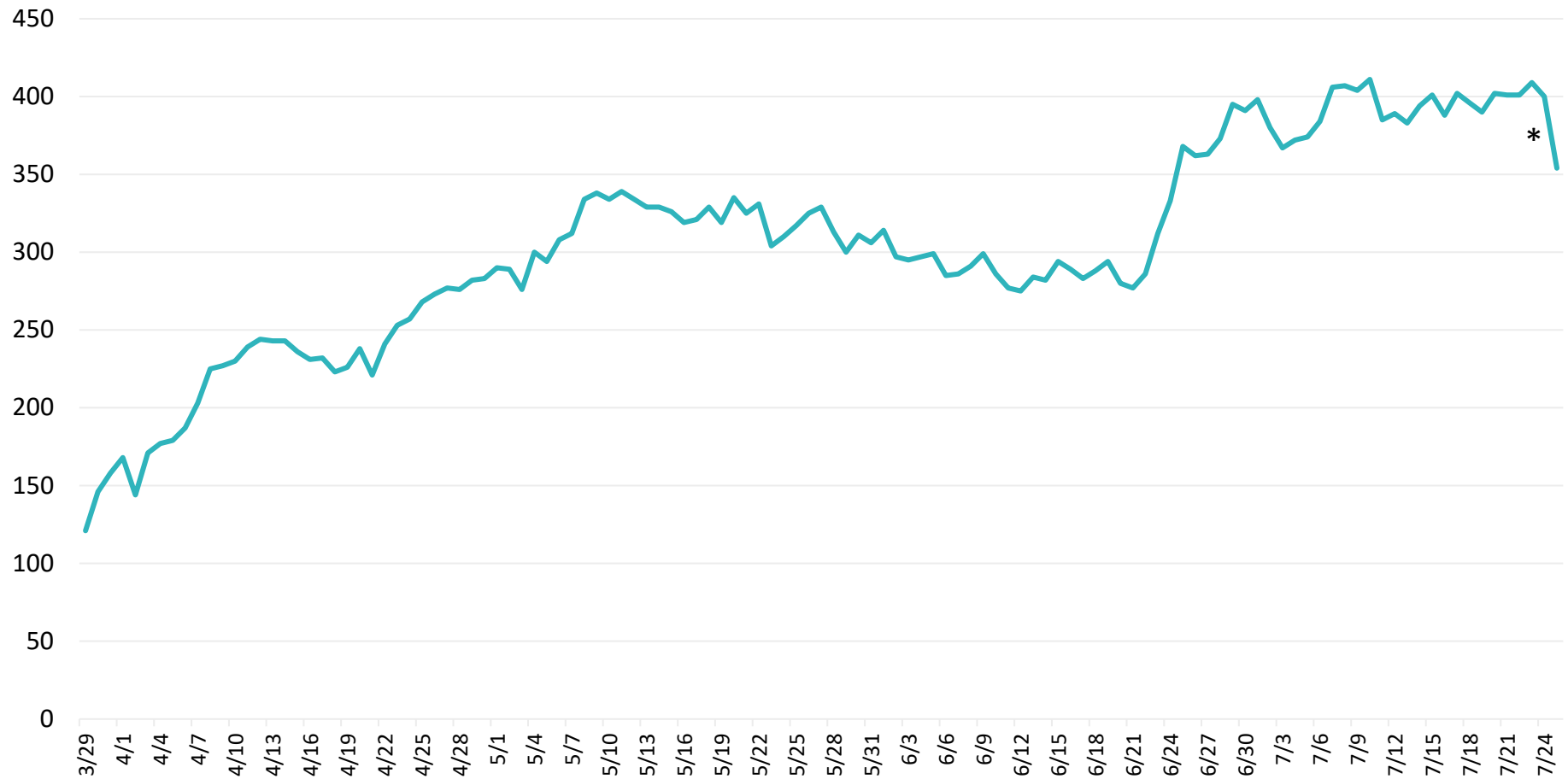
Data are preliminary and subject to change; among San Diego County residents, except data prior to 3/25/2020 includes both San Diego County residents and non-residents  
 Data available at: <https://sdgis-sandag.opendata.arcgis.com/>  
 Prepared by County of San Diego, Emergency Operations Center, 7/26/2020



# COVID-19 Confirmed Hospital Census



## COVID-19 Confirmed Hospitalized Patients

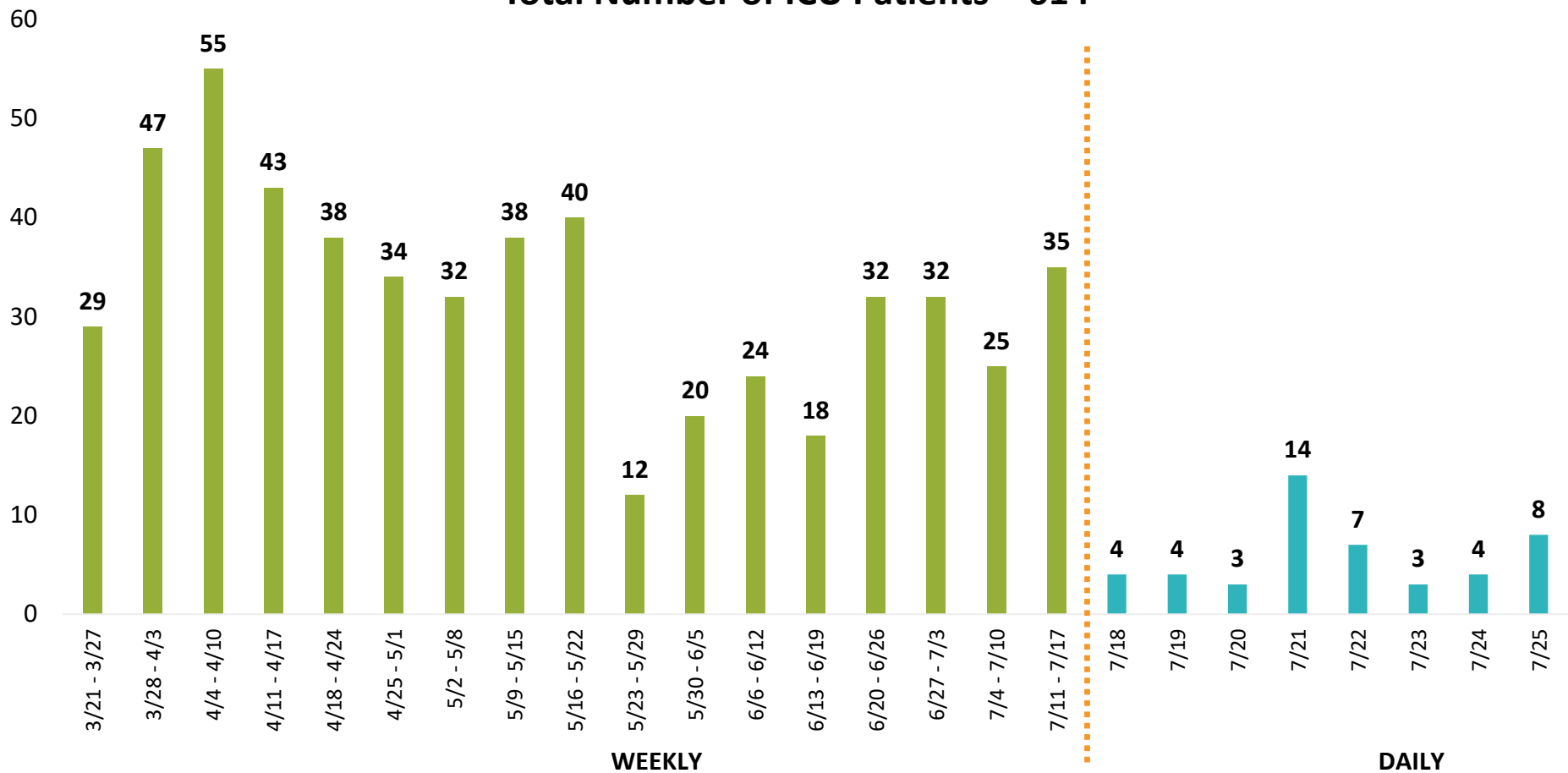


Data are preliminary and subject to change; data from State of California Health and Human Services Open Data; census for non-federal hospitals; includes both San Diego County residents and non-residents; \*7/22-7/24 State changed data source and missing data replaced with data reported directly to County of San Diego, 7/25 State changed data source and may be missing data from some hospitals in San Diego County  
Prepared by County of San Diego, Emergency Operations Center, 7/26/2020

# COVID-19 Confirmed ICU Patients by Date Reported



## COVID-19 Confirmed ICU Patients Among San Diego County Residents New ICU Patients by Date Reported Total Number of ICU Patients = 614

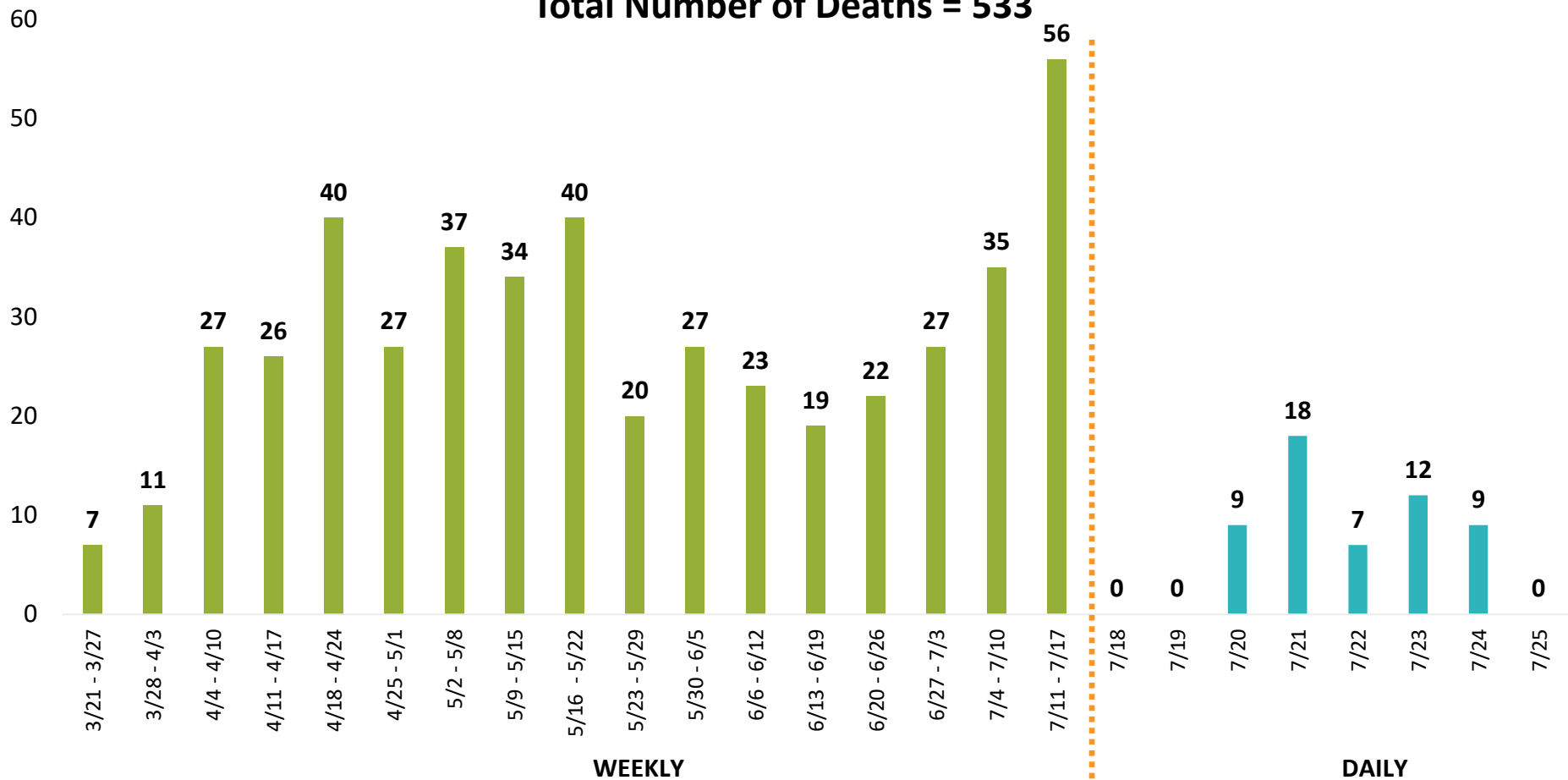


Data are preliminary and subject to change; among San Diego County residents, except data prior to 3/25/2020 includes both San Diego County residents and non-residents  
Data available at: <https://sdgis-sandag.opendata.arcgis.com/>  
Prepared by County of San Diego, Emergency Operations Center, 7/26/2020

# COVID-19 Deaths by Report Date



## COVID-19 Associated Deaths by Report Date Among San Diego County Residents Total Number of Deaths = 533



Data are preliminary and subject to change

Prepared by County of San Diego, Emergency Operations Center, 7/26/2020

# Triggers Dashboard

Date Updated: July 26, 2020



Epidemiology (Surveillance)	Healthcare (Hospital Capacity)	Public Health (Response)
<p>1. Case Rate (&gt;100)</p> <p>242.4 ❌</p>	<p>5. Hospital Capacity (80%+)</p> <p>73% ✔️</p>	<p>10. Testing Positivity (8%+)</p> <p>6% ✔️</p>
<p>2. Community Outbreaks* (7+)</p> <p>11 ❌</p>	<p>6. Increasing Hospitalizations (&gt;10%)</p> <p>1% ✔️</p>	<p>11. Case Investigation (≤70%)</p> <p>10% ❌</p>
<p>3. COVID-19 Syndromic (upward)</p> <p>2% ✔️</p>	<p>7. ICU Capacity* (&lt;20%)</p> <p>35% ✔️</p>	<p>12. Contact Tracing (≤70%)</p> <p>92% ✔️</p>
<p>4. Influenza-Like Illness (upward)</p> <p>2% ✔️</p>	<p>8. Limited Ventilator Capacity (&lt;25%)</p> <p>47% ✔️</p> <p>9. PPE Supply* (≤50%)</p> <p>82% ✔️</p>	<p>13. Homeless Population (&lt;15%)</p> <p>36% ✔️</p>

\* Health Officer Order will be modified when any of the following three criteria are met: 2. Community Outbreaks, 7. ICU Capacity, 9. PPE Supply  
Or one or more of the remaining criteria in at least two of the three categories is met: Epidemiology (Surveillance), Healthcare (Hospital Capacity), Public Health (Response)

\*\*A delayed batch of prior tests elevated the number of cases. Prepared by County of San Diego, Emergency Operations Center, 7/26/2020

# State Monitoring Metrics



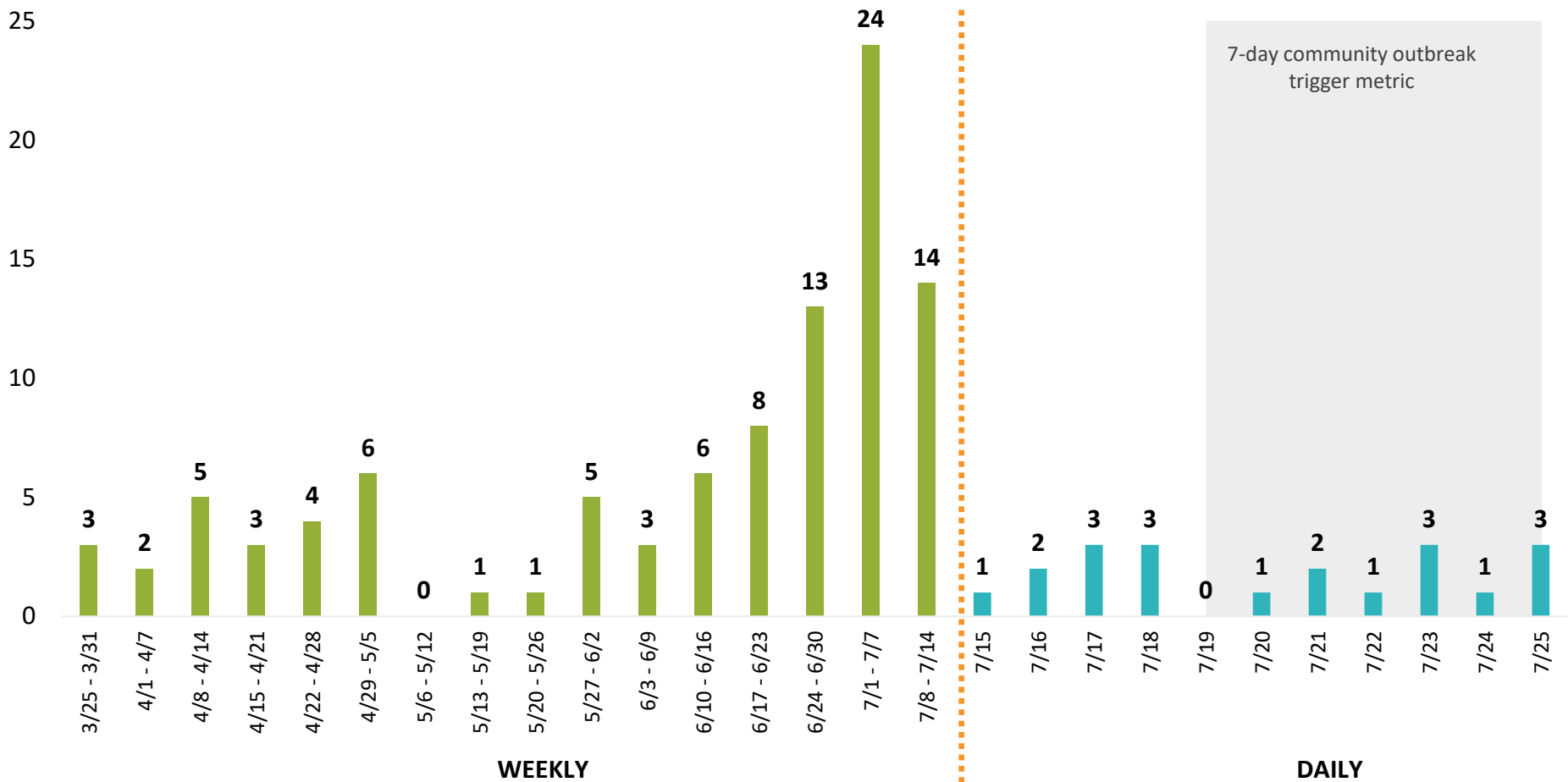
	Avg # tests per day (per 100,000 population) (7-day avg with a 7-day lag)*	Case rate per 100,000 (14 days)	% Testing positivity (7-day average with a 7-day lag)*	% Change in 3-day avg COVID+ hospitalized patients	% ICU beds currently available	% Ventilators currently available
<b>Threshold</b>	<b>&lt;150</b>	<b>Case rate: &gt;100 or &gt;25 and &gt;8% positivity</b>		<b>&gt;10% Increase</b>	<b>&lt;20% ICU Beds or &lt;25% Ventilators Available</b>	
<b>Report Date: 7/26/2020</b>	<b>242.4*</b>	<b>153.2</b>	<b>6.4%*</b>	<b>0.6%</b>	<b>21.6%</b>	<b>63.7%</b>
<b>Report Date: 7/25/2020</b>	<b>242.7*</b>	<b>154.5</b>	<b>6.4%*</b>	<b>0.6%</b>	<b>21.6%</b>	<b>63.7%</b>
<b>Report Date: 7/24/2020</b>	<b>236.1*</b>	<b>152.4</b>	<b>6.6%*</b>	<b>0.6%</b>	<b>21.6%</b>	<b>63.7%</b>
<b>Report Date: 7/23/2020</b>	<b>241.3*</b>	<b>158.5</b>	<b>6.8%*</b>	<b>0.6%</b>	<b>21.6%</b>	<b>63.7%</b>
<b>Report Date: 7/22/2020</b>	<b>244.7*</b>	<b>154.8</b>	<b>7.0%*</b>	<b>0.6%</b>	<b>21.6%</b>	<b>63.7%</b>
<b>Report Date: 7/21/2020</b>	<b>249.4*</b>	<b>149.2</b>	<b>7.1%*</b>	<b>-0.3%</b>	<b>34.1%</b>	<b>62.9%</b>
<b>Report Date: 7/20/2020</b>	<b>247.2*</b>	<b>145.3</b>	<b>7.3%*</b>	<b>0.4%</b>	<b>35.1%</b>	<b>68.0%</b>

Data are preliminary and subject to change; data from California Department of Public Health except test data; \*test metrics calculated using San Diego County data 7/23-7/26 hospitalization and healthcare capacity metrics frozen from previous day due to State changes in source data  
 Prepared by County of San Diego, Emergency Operations Center, 7/26/2020

# COVID-19 Community Outbreaks by Date Outbreak Confirmed

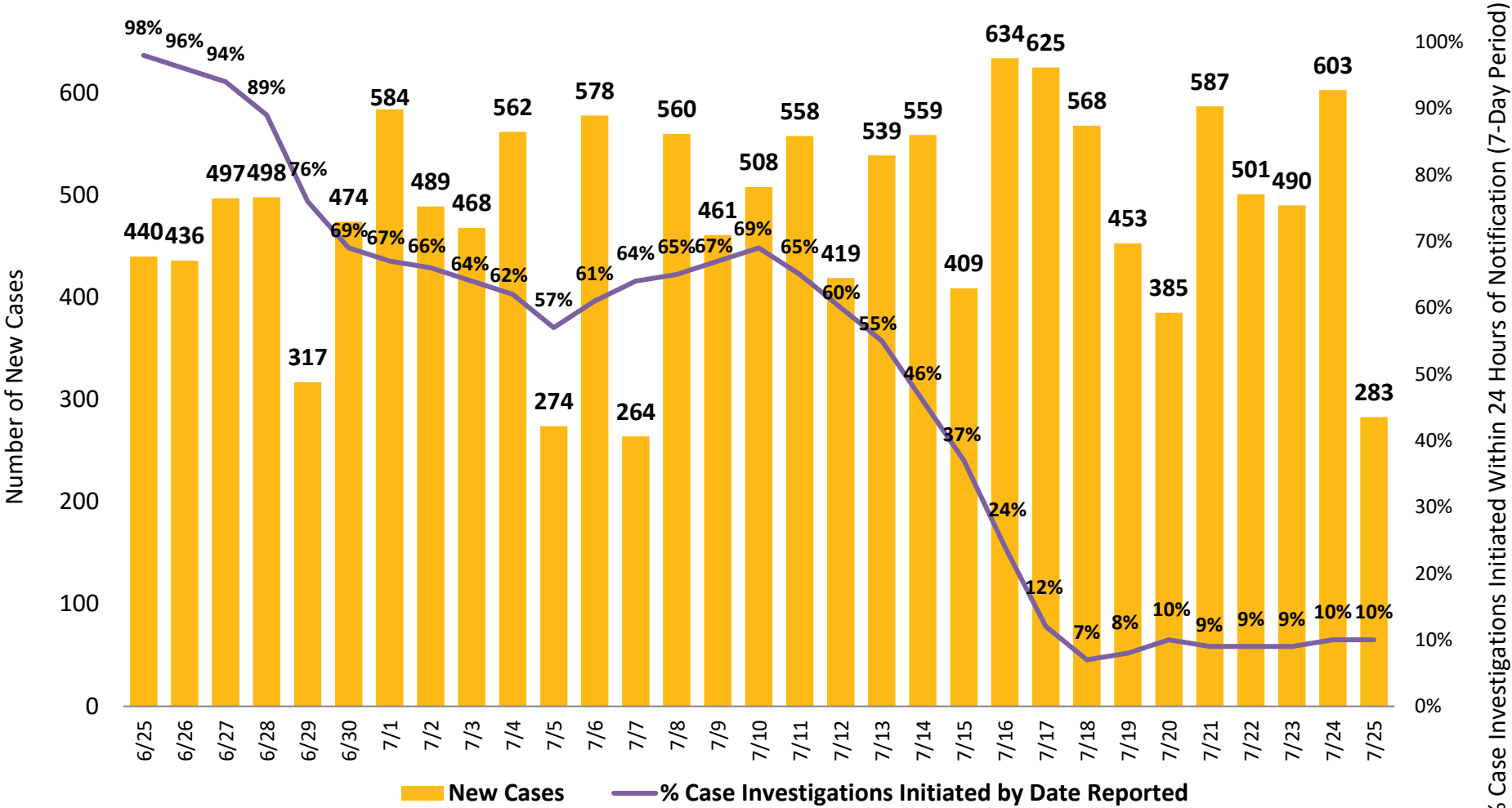


## COVID-19 Community Outbreaks by Date Outbreak Confirmed Total Number of Community Outbreaks = 118



Data are preliminary and subject to change  
Prepared by County of San Diego, Emergency Operations Center, 7/26/2020

# Positive Cases & Case Investigation Trigger

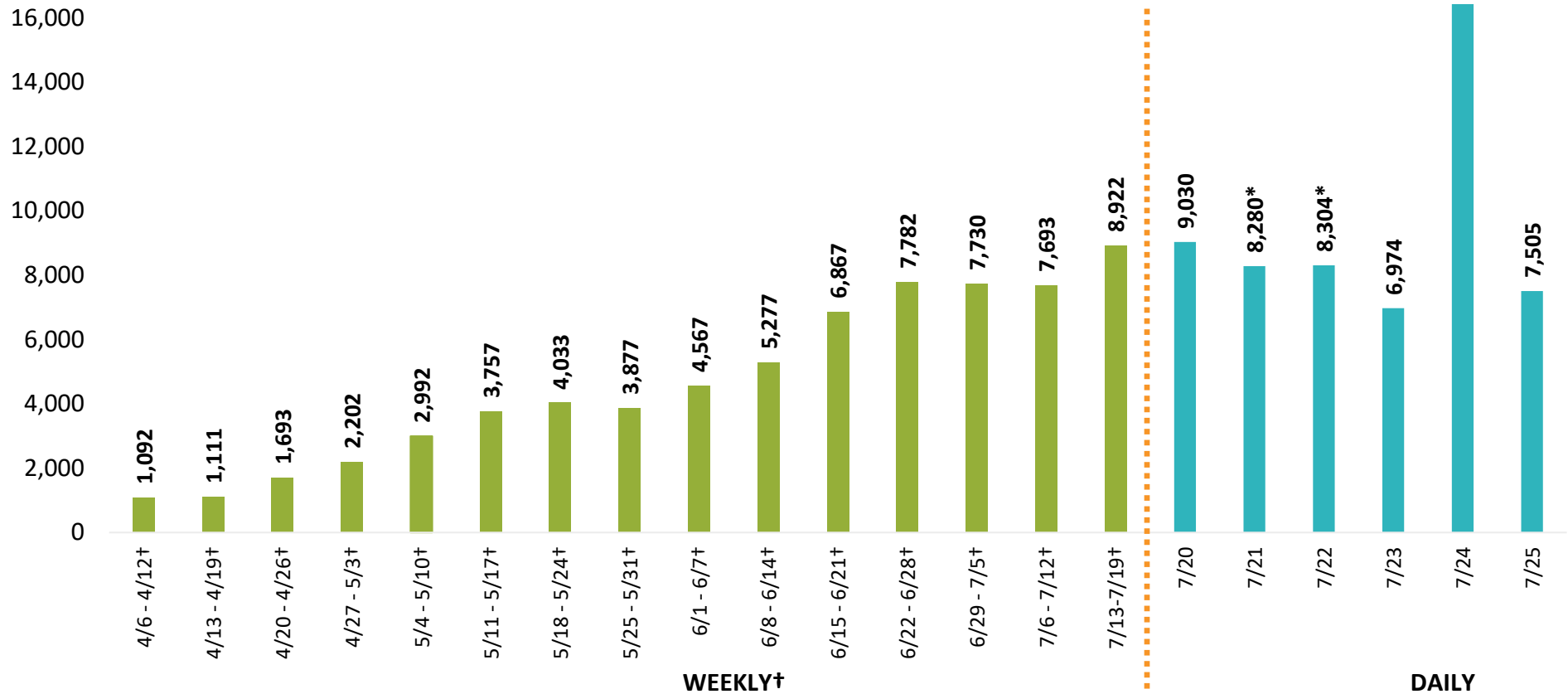


Data are preliminary and subject to change; cases among San Diego County residents  
 Prepared by County of San Diego, Emergency Operations Center, 7/26/2020

# COVID-19 Tests by Date Reported



**Weekly Average and Daily Number of COVID-19 Tests  
in San Diego County by Date Reported**  
Total Number of Reported Tests = 562,185



Data are preliminary and subject to change; includes both San Diego County residents and non-residents; †daily average; \*received batch of prior tests  
Data available at: <https://sdgis-sandag.opendata.arcgis.com/>  
Prepared by County of San Diego, Emergency Operations Center, 7/26/2020



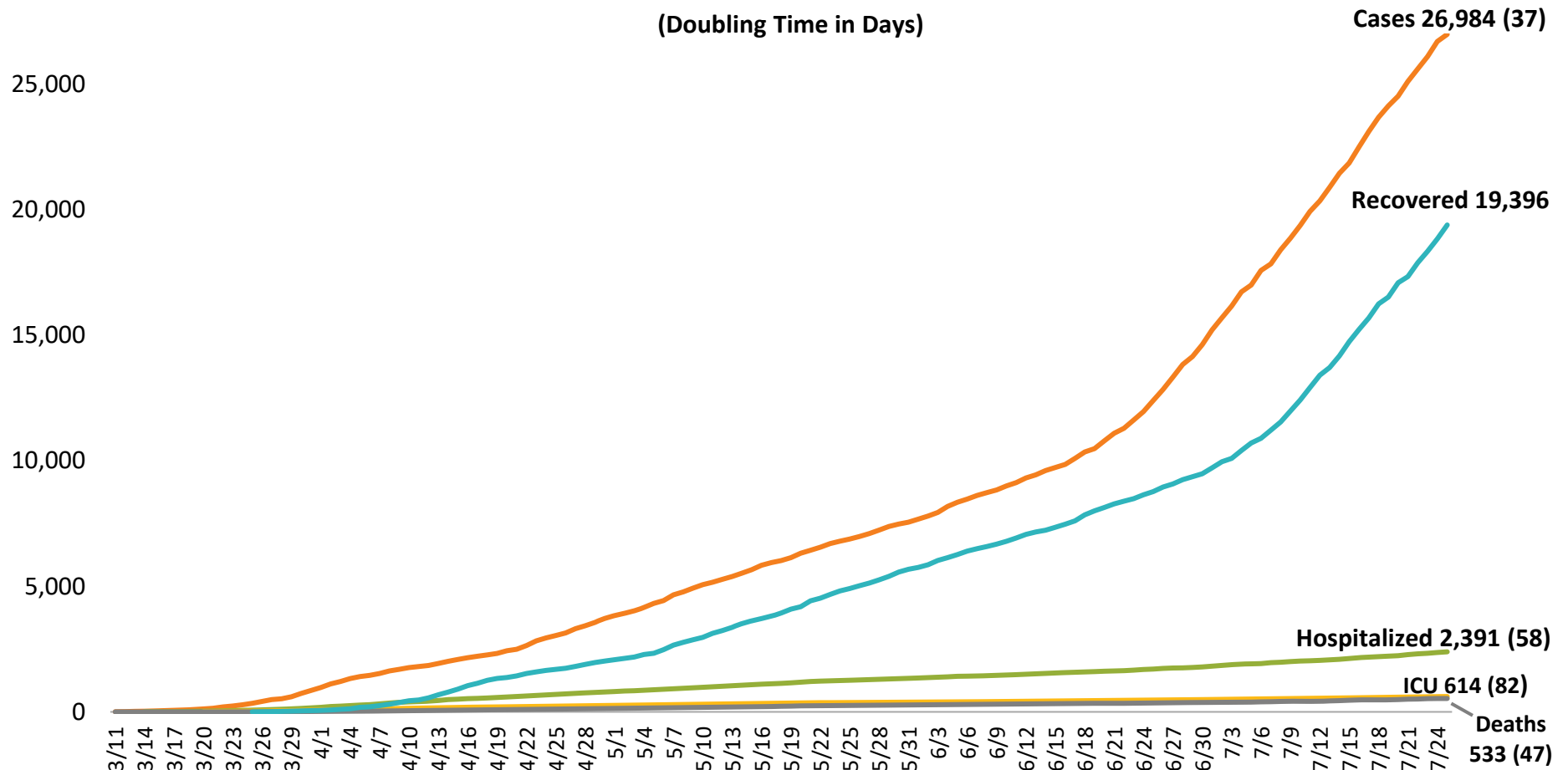
# COVID-19 Totals and Doubling Time



## Totals Since 2/14/2020 and Doubling Time by Date Reported

— Cases — Hospitalized — ICU — Deaths — Recovered

(Doubling Time in Days)



Data are preliminary and subject to change; data prior to 3/25/2020 includes both San Diego County residents and non-residents; doubling time calculated for a 5-day time period

Prepared by County of San Diego, Emergency Operations Center, 7/26/2020